



APS Lab Instruments Pvt. Ltd.

Complete Lab & Hospital Solutions



LAB & HOSPITAL EQUIPMENTS

Specially designed for all your specialized needs

We have successfully catered the needs of over many of well renowned institutions in India, we serve more than 200 customers in government, corporate and private sectors. The dedicated and cumulative efforts of **APS™** members has produced and delivered the comprehensive range of scientific Equipments, Hospital Equipments and laboratory products.

Company's Outlook

Our commi®ent to quality is unflinching, our hunger for growth is deep-rooted and our capacity for details is amazing. Over the decade, we have demonstrated a rare resilience and fortitude. We are determined to improve productivity and focus continuously on innovation and up-gradation of our products and people.

We are determined to serve our fraternity and achieve "complete customer satisfaction through business ethics". Besides working very closely with our customers in research and development fields and providing end to end customized solutions we also providing high quality standard equipments from our comprehensive product range.

Quality Standards

At **APS Lab Instruments Pvt. Ltd.**, we design and develop a complete range of scientific and laboratory instruments with the highest quality standards. We constantly update technologies and methodologies to ensure reliability and consistency at each level of instruments/ Equipments production. Our transparent auditing system is supported by **4B Solutions & S.K. Associates**, as we want to deliver the world class quality instruments to all our valuable clients. We feel proud that our entire product range has brought satisfactory results for all the Government, Corporate and Public sector clients.

Range of Products

Our wide array of products are categorized into Test Chambers, Laboratory Equipments, Sterilizers, Clean Room Equipments, And ultimate heating & cooling equipments. All our products ensure accuracy and conformity for significant experiments.

As **APS™** We are the specialized and well skilled and trained technical's for the manufacturing of Autoclave (all types), Mortuary Chamber, Mortuary Refrigerator, Clean Room Equipments, and Deep Freezer.

Infrastructure and Facilities

The company has built and is operating manufacturing facilities that matches the latest systems and techniques in the industry, having units in Bawaana Industrial area & Swaroop Nagar Delhi. Our team strictly follows the quality control standards of **ISO 9001:2015** series while designing, developing, manufacturing and delivering the scientific & Hospital Equipments/ instruments. The manufacturing unit of **APS** is made with complete state-of-the-art equipments and technologies for producing high quality instruments.

We also acquired Environmental Friendly process certifications **13485-2016 Medical Device** for our entire range of instruments to ensure reliability and durability in each product.

Our range of products are certified by '**CE**' to meet the best standard product satisfaction to our clients.

We have company office in New Delhi (India) and branch offices in Gorakhpur, Lucknow (Uttar Pradesh), Bilaspur (Chhattisgarh), Kolkata, Darjeeling (West Bengal), Hyderabad, Bangalore and Maharashtra as well. We also have the post sales technical backup system in six places in India and are in the process of further developing them to assist the customers for post sales services.

Professional Team

The continuous cooperation and support of our professional team has helped us to understand and deliver state of the art scientific instruments right from basic lab equipment to most sophisticated instruments for research labs. We believe that our tremendous success belongs to our expert engineers, managers, co-workers and other significant team members who have put their best efforts in the growth of the organization. It is their dedication and commi®ent that makes us the most trusted scientific instruments brand among our all satisfied clients.


With the help of our **APS™** team we are able to provide the best after sale service to our valuable customers in any part of the country which help us to meet the maximum customer satisfaction and give us a long term relationship with them.

Forte

We strive hard to cater to our clients with the best product range and services while meeting international standards. Our aim is to meet the overwhelming demand of the scientific community and provide them with world class quality scientific & Hospital Equipments along with the best after sale support.

Certificate	04
Bio Safety Cabinet	05
Standard Blood Bank Refrigerator	06
B.O.D. Incubator	07
Carbon Dioxide Incubator (CO ₂ Incubator)	08
Deep Freezer -20°C to -40°C	09
Deep Freezer -40°C to -86°C	10
Fume Hood	11
Hot Air Oven	12
Incubator	13
Orbital Shaker	14
Refrigerator/Vaccine Storage	15
Laminar Air Flow Horizontal	16
Freeze Dryer (Lyophilizer)	17
Mortuary Refrigerator	18
Pass Box	19
Plant Growth Chamber	20
Dental Autoclave	21
Steam Sterilizer Horizontal Cylindrical	22
Steam Sterilizer Horizontal Rectangular	23
Steam Sterilizer Vertical	24
Steam Sterilizer Vertical (HighPressure)	25
Walk in Cold Room	26
Environmental Chamber (Cooled Stability Chamber)	27
Hospital Furniture	28
ICU Beds	29-30
Ward-Care Semi-Fowler Beds	31-32
Ward-Care Full-Fowler Beds	33-34
Ward-Care General Beds	35-36
Patient Transfer Solutions	37
Patient Trolleys	38
Examination Solutions	39
Examination Table	40
Ward Care-Bed Side Lockers	41
Ward Care Solutions	42-45
OT Care Solutions	46-48
Gynae & Obstetric Solutions	49
Furniture Mattress	50
OT Lights	51-53
OT Table	54-55
Warmer	56-57
Surgical Scrub Station	58
ETO Sterilizer	59

Personnel Air Shower both sides Flow





100 % air exhaust

Negative pressure air surrounding all biological contaminated parts

Class II, Type B2 cabinets are total exhaust cabinets, widely used in toxicology laboratories and similar applications where chemical effluent is present and clean air is essential.

There is no recirculation within the work area.

Room air enters through a blower/motor in the top of the cabinet and passes through a HEPA supply filter into the work area as the vertical unidirectional airflow.

Descending air is pulled through the base of the cabinet through the perforated front and rear grilles.

Simultaneously, air entering through the perforated front opening is pulled through the grille and exhausted immediately,

100% of the air is pulled into the facility exhaust system for appropriate treatment.

Type B2 cabinets are hard-connected to an exhaust system.

Negative pressure surrounds the work area with double wall plenums for protection.

Air drawn through pre-filter is made to pass through highly effective HEPA (High Efficiency Particulate Air) filters MAIN/SUPPLY FILTER having efficiency rating as high as 99.99% with cold DOP and 99.97% with hot DOP, thus retaining all air-borne particles of size 0.3 micron and larger. The highly efficient HEPA filter maintains the optimum cleanliness and purity. Being equipped with the prefilter, it can extend the life of HEPA filter.

Aerodynamic airflow grills maintain safety and prevent blockage.

U.V and fluorescent interlock available

Ergonomic and comfortable sloped front window for comfortable head and elbow rest position, thus reducing fatigue

Sash is counterbalanced for smooth and light weight operation with standard opening for easier access to work zone and enhanced user safety.

CLASS-II design ensures PERSONNEL, PRODUCT and ENVIRONMENT PROTECTION.

Class - II	Protection From Particulates	From Vapors and Gases
Type B2	Personnel, Work Area (Product) and Environment	Offer protection to personnel (offer protection to environment if exhausted to treated system.

TECHNICAL SPECIFICATIONS & ORDERING INFORMATION

Class II Type B2 BIOLOGICAL SAFETY CABINET					
Model	APS-BSC-2(B2)	APS- BSC-3(B2)	APS- BSC-4(B2)	APS- BSC-5(B2)	APS- BSC-6(B2)
Internal Dimensions (WxDxH)mm	600x600x600	900x600x600	1200x600x600	1500x600x600	1780x600x600
MOC	Internal Working Chamber : Stainless steel (SS-304) Exterior Cabinet : Cold Rolled Steel Duly Powder Coated or Stainless Steel (SS-304)				
Pre-Filter	Mounted on aluminum frame, of rating 20 microns				
Supply / Main Filter	HEPA (Efficiency 99.97% @0.3 microns to meet air quality ISO Class 4 equivalent to US FED STD 209 E, Class 10				
Exhaust Filter	HEPA (Efficiency 99.97% @0.3 microns to meet air quality ISO Class 4 equivalent to US FED STD 209 E, Class 10				
Electrical Socket	Electrical Socket is provided for using small electrical devices				
Power Supply	220/230 Volts AC supply				
Heavy Duty Exhaust System	Standard fitted to the system for 100% exhaust				
Exhaust Tunnel/Duct (Option)	Available on per running feet basis				
Sash Lift	Can be lifted and adjusted manually				



The “APS” Low Cost Medical Refrigerator/ Blood Bank refrigerator is a specialized refrigerating equipment for cold storage of pharmaceuticals as well as biological products and so forth. It is suitable for hospitals, drugstore, pharmaceuticals factories, sanitation and antiepidemic stations and clinics.

Precise temperature control

- * Interior of chamber is stainless steel (SS-304).
- * Inner and outer chamber both made of Stainless Steel (SS-304). Door , panel, base plate and top cover made of C.R.C. duly powder coated.
- * Fitted with specially designed deviation alarm from the preset temperature, door open alarm and power failure alarm.
- * STAINLESS STEEL BASKETS are provided for storage inside.
- * Foamed - in - place CFC Free PUF insulation ensure temperature stability and reduced energy temperature.
- * Stainless steel heavy duty basket ensures even temperature distribution
- * Micro - controller controls the internal temperature between +2°C to +6°C with an accuracy of $\pm 1^{\circ}\text{C}$, for storing blood bottles or blood bags.
- * The cooling is effected by a hermetically sealed CFC FREE ECO FRIENDLY COMPRESSOR.
- * To work on 220/230 volts A.C

TECHNICAL SPECIFICATIONS & ORDERING INFORMATION

Model	APS - BBR-24	APS - BBR-60	APS - BBR-120	APS - BBR-180	APS - BBR-240	APS - BBR-300
Capacity	85 Ltrs.	195 Ltrs.	265 Ltrs.	350 Ltrs.	440 Ltrs.	530 Ltrs.
Inner Tank Size (WxDxH) Inches	18x18.5x17.6	24x28.5x17.6	24x28x24	24x28x32	24x28x40	24x28x48
External Body Size (WxDxH) Inches	23.5x22x34.6	29.4x33x34.6	29x37.4x46	29x37.4x54	29x37.4x64	29x37.4x72
Tray Size (WxDxH)	14.8x17.5x4	20.7x28x4	20x27x4	20x27x4	20x27x4	20x27x4
Blood Bag Accommodation (of 350ml Cap.)	24 Bags	60 Bags	120 Bags	180 Bags	240 Bags	300 Bags
No. Of Drawers	1	1	2	3	4	5
Drawer Capacity	Maximum 60 Bags in each drawer					
Drawer Movement	Adjustable and Extendable Pull Out Modular Drawers.					
Temperature	Preset at 2°C - 8°C					



APPLICATIONS

“APS” BOD Incubators are designed to meet incubation criteria required in bod analysis of water and wastewater samples, fermentation studies, plant and insect studies and bacterial culturing etc. Equipping with superior quality instruments, they deliver the performance, quality and reliability required by researchers and clinicians worldwide.

Construction features

- * Most suitable for experiments requiring **low temperature** conditions like micro-organism or activation, cell culture process of animals and plants, good storage and desalting process of enzyme extracts etc.
- * With a solid double walled door, a full view inner plexi-glass door enables inspection and monitoring of inner chamber specimens without disturbing the process temperature.
- * Excellent quality magnetic gum packing door gasket for external door.
- * User- oriented design of shelves makes you adjust each space of shelves without difficulty.
- * Forced air circulation at triple walled back by durable coaxial blower, maintains optimum temperature uniformity and homogeneity.
- * High grade HIGH PRESSURE FOAMED IN-PLACE PUF INSULATION between outer and inner chamber for minimal thermal losses.
- * Caster wheel mounted for easy portability.
- * Front double walled door is provided with lock and key arrangement.
- * Door operated illumination lamp is fitted inside the chamber for easy visibility.
- * FINNED TUBE EVAPORATOR facilitates uniform and faster cooling effects.

TECHNICAL SPECIFICATIONS & ORDERING INFORMATION

Type	:	Forced Convection Type
Freezer Compressor	:	Hermetically sealed air cooling compressor system
Temperature Range	:	5°C to 50°C (Resolution 0.1°C)
Accuracy	:	±0.5°c
MOC Outer	:	Powder coated CRC Steel Sheet
MOC Inner	:	Chamber and trays made of Stainless Steel (SS-304)
SAFETY	:	Over temperature limiter switch prevents over heating
Temperature Controller	:	Microprocessor Based Digital Temperature Indicator cum Controller with LED display. for Set Value. (SV) & Process Value (PV). OR Microprocessor based alphanumeric LCD Display Controller
Voltage Indicator	:	Through a highly accurate digital vol [®] eter Optional.
High Voltage Protection	:	Through automatic voltage stabilizer supplied with the unit Optional.
Electric Supply	:	220/230V AC, 50/60H.

With Microcontroller Digital Controller With LED Display

Model	APS - BOD-3	APS - BOD-4	APS - BOD-6	APS - BOD-10	APS - BOD-12	APS - BOD-15	APS - BOD-16
Dimension Inner (WxDxH) (in mm)	400X450X450	455x410x610	505x415x830	570x550x875	650x580x900	700x640x900	700x640x970
Capacity	85 Ltrs	112 Ltrs	171 Ltrs	280 Ltrs	340 Ltrs	420 Ltrs	450 Ltrs
Volume	3 Cuft	4 Cuft	6 Cuft	10 Cuft	12 Cuft	15 Cuft	16 Cuft
No. of Shelves	2	2	2	3	3	4	4
Controller	Fitted with Microprocessor Digital Controller with LED display						
Display	LED Display for Set Value(SV) and Process Value (PV)						



APPLICATIONS

We APS are manufacturers of CO₂ incubators (Carbon Dioxide Incubators) in India since 1990. Our CO₂ incubators are widely used in various applications that require ideal conditions for tissue culture and maximum security from contaminations. Beside that they are also used for day to day photosynthesis tests and other general laboratory applications.

We specialize in both standard and customized models, specifically designed to meet the challenging demands of various scientists for individual and specialized research applications. Over a short period of time Weiber brand have been established as reliable exporters of CO₂ incubators (Carbon Di Oxide Incubators) in India, catering to the vast markets in South East Asia, Middle East, Africa and Europe. Apart from that we are supplying our CO2 incubators (Carbon Di Oxide Incubators) in India, catering to a variety of customers ranging from Defence Installations, Research Laboratories, Educational Institutes and various R and D laboratories of leading national and multinational companies.

Construction:-

APS CO2 incubators (Carbon Di Oxide Incubators) are Triple walled convection heated units. Outer body of our incubators are constructed out of thick PCRC sheet duly pre-treated with primers and rust proofing and painted with long lasting stove enamel or elegantly powder coated.. The inner chamber is made of heavy gauge stainless steel sheet of SS-304 grade. The gap between the walls is filled high grade mineral glass wool, which ensures maximum thermal efficiency in our CO₂ incubators (Carbon Di Oxide Incubators) The unit is provided with two doors, the inner door is made of thick plexi glass/float glass, to view the specimens without disturbing the temperature of the chamber. This door is provided with magnetic door closer. The outer door is made of mild steel sheet lined with stainless steel from inside. This door is provided with lock and key arrangement. The unit is mounted on a sturdy steel frame and provided with cator wheels for easy movement inside the laboratory. The unit is provided with two stainless steel shelves. The triple walled back of our CO₂ incubators are provided with two air circulation fans for uniform maintenance of the temperature throughout the chamber.

TECHNICAL SPECIFICATIONS & ORDERING INFORMATION

Model	APS-CDI-120	APS-CDI-150
Capacity	120 ltrs	150 ltrs
Disinfection	UV LIGHT DISINFECTION	UV LIGHT DISINFECTION
MOC Inner Chamber	Stainless Steel with curved corners	
MOC Outer Chamber	Mild Steel duly powder coated	
Temperature Range	RT+5 ~70OC	
Temperature Control	0.1OC	
Temperature Stability	± 0.5OC	
CO ₂ Control Range	0~20% (Infrared Sensor)	
CO ₂ Recovery	Ø Calibration x 1.2min	
Humidifying Method	Natural Evaporization	
Ambient Temperature	+5 ~35OC	
Incubator Sterilizer	UV method	
Shelves Per Chamber	2 Pcs.	3 Pcs.
Input Power	450W	720W
Electrical Requirement	220V, 5Hz	



APPLICATIONS :

The "APS" Ultra-low temperature Freezer offers a wide variety of research and storage applications, such as low temperature scientific experiments, preservation of red blood cell, white blood cell, skin, bone bacteria, semen, biomedical product, ocean product, electronic devices and low temperature testing of special materials. It is suitable for blood banks, hospitals, sanitation and antiepidemic stations, electronic industries, university laboratories, military industries, pelagic fishery companies.

CONSTRUCTION AND SALIENT FEATURES :

The “APS” Ultra-low temperature Freezer offer a economical solution to wide variety of research and storage applications, such as low temperature scientific experiments, preservation of red blood cell, white blood cell, skin, bone bacteria, semen, biomedical product, ocean product, electronic devices and low temperature testing of special materials. It is suitable for blood banks, hospitals, sanitation and anti-epidemic stations, electronic industries, university laboratories, military industries, pelagic fishery companies.

ULTIMATE REFRIGERATION TECHNIQUE :

The two-time foaming technique is used and it can protect isolation layer form being damaged by low temperature, which is in the world's lead in the aspect of temperature conservation. The advanced refrigeration system of two compressors work, Own the independent knowledge property. 155mm extra thick insulation effectively reduces loss of cold air. Hi- performance compressor with high efficiency condenser fan electro motor.

ADVANCE CONTROLLING TECHNOLOGY :

- * Microprocessor-based temperature control system platinum resistance sensors.
- * Inside temperature ranging from -200C to -400C can be set freely.
- * Digital temperature display.
- * Keyboard locks and password protect configuration page.
- * Perfect audible and visual alarm systems (high or low temperature alarm, no battery alarm, door open alarm, filter blocking alarm, system failure alarm) ensure the safety of stored articles.

DESIGNED FOR USER CONVENIENCE :

- * The safety lock can prevent random opening.
- * Rotatable assistant door handle, easy opening.
- * Adjustable shelves are convenient to place articles.
- * Separated inner and outer doors prevent cold air leakage and promote excellent heat insulation.
- * Casters wheel mounted for easy handling.

With Microcontroller Digital Controller With LED Display:-

Model	APS - DF-50	APS - DF-100	APS - DF-150	APS - DF-200	APS - DF-250	APS - DF-300	APS - DF-400	APS - DF-500
Capacity	50 Ltrs.	100 Ltrs.	150 Ltrs.	200 Ltrs.	250 Ltrs.	300 Ltrs.	400 Ltrs.	500 Ltrs.
No. of Shaveles	21	2	2	3	3	3	4	4
Controller	Fitted with Microprocessor Digital Controller with LED display							
Display	LED Display for Set Value(SV) and Process Value (PV)							

Deep freezer -40° to -86° ultra low temperature/plasma sterilizer



APPLICATIONS

1The “APS” Ultra-low temperature Freezer offers a wide variety of research and storage applications, such as low temperature scientific experiments, preservation of red blood cell, white blood cell, skin, bone bacteria, semen, biomedical product, ocean product, electronic devices and low temperature testing of special materials. It is suitable for blood banks, hospitals, sanitation and antiepidemic stations, electronic industries, university laboratories, military industries, pelagic fishery companies.

Ultimate refrigeration technique

The two-time foaming technique is used and it can protect isolation layer from being damaged by low temperature, which is in the world's lead in the aspect of temperature conservation. The advanced refrigeration system of two compressors work, Own the independent knowledge property.

155mm extra thick insulation effectively reduces loss of cold air. I m p o r t e d famous brand compressor with high efficiency. Germany fan electro motor with internationally famous brand of EBM is used.

Advance controlling technology

- * Microprocessor-based temperature control system platinum resistance sensors. Inside temperature ranging from -10° C to -86° C can be set freely.
- * Digital temperature display. Keyboard lock and password protect configuration page. Perfect audible and visual alarm systems (high or low temperature alarm, no battery alarm, door open alarm, filter blocking alarm, system failure alarm) ensure the safety of stored articles.
- * High-tech construction combines vacuum panel insulation with environmentally-friendly, water-blown foam insulation for maximum sample-to-vial footprint storage.
- * Environmentally-friendly, CFC/HCFC free refrigerants
- Power management system protects against a wide range of voltage variation and is easily accessible through the touch-screen display.
- * Microprocessor based control system.(HMI+PLC optional)
- * Defrost cycle can be initiated to shut down the compressor and keep the cabinet defrost free.
- * Ergonomic and easy to use.
- * USB ports for PC connectivity.
- * RS 232/485 connectivity
- * CFC/HCFC-free refrigerants maximize cooling and minimize environmental impact chart recorder for better temperature monitoring (optional)
- * Corrosion resistant interior and exterior
- * Incident monitor provides visual and audible warnings of system abnormalities for increased sample protection.
- * Digital display and direct settings for maintaining desired operations.
- * Castors for ease of movement

MODEL	CAPACITY	VOLUME
APS-4 (ULT)	100 Ltrs	4 Cuft
APS-6(ULT)	150 Ltrs	6 Cuft
APS-8(ULT)	200 Ltrs	8 Cuft
APS-10(ULT)	250 Ltrs	10 Cuft
APS-12(ULT)	300 Ltrs	12 Cuft
APS-15(ULT)	400 Ltrs	15 Cuft
APS-18(ULT)	500 Ltrs	18 Cuft



APS Lab Instruments Pvt. Ltd. offers Fume Hood in number of sizes and range depending on your needs.

Fume Hoods are recommended for exhaust from the hood working area, of gases, vapor, toxic particles, odor to improve working environment of people who regularly handle toxic substances. These reduce personal exposures and odor level in the laboratory. These are designed to exhaust toxic, or otherwise harmful vapors etc., for protecting laboratory personnel & equipments. A motor-blower exhaust system (Optional) generates negative pressure within the hood, extracting the contaminated air from the work area and expelling it into the atmosphere and preventing the fumes from escaping into the room. These are recommended for various laboratories like Bio-Chemistry, Pharmaceutical units, printed circuit etching/cleaning etc. These are capable of handling corrosive fumes of sulphuric and hydrochloric acids etc. If work-area walls are lead-lined (Optional), it can be effectively used for Radio-Isotopic applications.

Construction

The main body of the fumes hood is made of M.S. Powder coated. The work surface (Worktable) is of stainless steel sheet. A small S.S. Sink, water tap and water outlet provided. A sliding door made of acrylic moves vertically up/down with counter balanced weight operated by steel rope. Hose is provided with fluorescent light for easy working in the chamber and a storage cabinet is also provided for storing of material. A metal clad socket and gas cock is also provided in the chamber. The control panel is fitted with on/off toggle switches for mains, motor-blower and tube light and mains indicator. 8 to 10" diameter polyethylene funnel shaped rectangular duct collar shall be located in the top Or back of the hood plenum chamber. Power Supply 220V, Single Phase, 50 Cycles, AC

MODEL	Size Ft.
APS -FH-010	2' x 2' x 2'
APS -FH-011	3' x 2' x 2'
APS -FH-012	4' x 2' x 2'
APS -FH-013	5' x 2' x 2'
APS -FH-014	6' x 2' x 2'



APPLICATIONS

Forced convection system ensures good mixing, strong dispersion and maintains higher temperature uniformity inside the chamber. Most ideal for various experiments in microbiology, cell cultivation of animals and plants and food for various laboratories, industries, R & D labs etc. Synthetic door gasket made of neoprene on the double walled door. User oriented design of shelves makes you adjust each space of shelves without difficulty. Adjustable two ventilation slides control inner air/ vapour circulation. Beaded heating elements are placed in ribs, at bottom and sides for uniform heat distribution.

CONSTRUCTIONAL FEATURES

Outer body made of PCRC sheet duly powder coated. Inner chamber and perforated trays made of Stainless Steel (SS-304). Space between inner chamber and outer wall is filled with high grade mineral wool for minimal heat dissipation. Bigger sized units mounted on caster wheels for easy portability. Door fitted with heavy duty hinges and door handle ensuring there are no leakages through the door gasket. To work on 220/230V AV, 50/60 Hz supply.

Model	APS-HAO-28	APS-HAO-45	APS-HAO-95	APS-HAO-125	APS-HAO-224	APS-HAO-350
-------	------------	------------	------------	-------------	-------------	-------------

Digital Model

Model	APS-HAO-28	APS-HAO-45	APS-HAO-95	APS-HAO-125	APS-HAO-224	APS-HAO-350
Internal Dimension (WDXH) (mm)	300x300x300	350x350x350	450x450x450	450x450x600w	600x600x600	750x750x900
Capacity	28 ltrs	45 ltrs	95 ltrs	125 ltrs	224 ltrs	350 ltrs
Heat Load	0.75 KW	0.75 KW	1.5 KW	1.5 KW	2.25 KW	3 KW
No. of Shelves	2	2	2	2	2	2
Temperature Range	50°C to 200°C ±1°C					
Forced Convection	Available with forced convection system (Standard Features)					
Controller	Microprocessor based PID Digital Temperature Indicator-Cum-Controller with LED Display					
Regulator	Solid state electronic relay with protective heat sink					



BENEFITS & ADVANTAGES

Forced convection system ensures good mixing, strong dispersion and maintains higher temperature uniformity inside the chamber. Most ideal for various experiments in microbiology, Institutes, industries, R & D labs etc. Synthetic door gasket made of neoprene on the double walled door. User oriented design of shelves makes you adjust each space of shelves without difficulty.

Adjustable two ventilation slides control inner air/ vapour circulation.

Beaded heating elements are placed in ribs, at bottom and sides for uniform heat distribution.

CONSTRUCTIONAL FEATURES

Outer body made up of mild steel sheet duly powder coated. Inner chamber and perforated trays made of stainless steel (SS-304).

Space between inner chamber and outer wall is filled with high grade mineral wool for minimal heat dissipation. Bigger sized units ounted on caster wheels for easy portability.

Door fitted with heavy duty hinges and door handle ensuringthere are no leakages through the door gasket.

Beaded heating elements are placed in ribs, at bottom and sides, for uniform heat distribution. Synthetic door gasket made of neoprene rubber is fitted to all "MAC" units instead of asbestos. Air ventilators are also provided on the sides of the unit. To work on 220/230V AV, 50/60 Hz supply

TECHNICAL SPECIFICATION & ORDERING INFORMATION
BACTERIOLOGICAL INCUBATOR DIGITAL MODEL

Model	APS-INC-28	APS-INC-45	APS-INC-95	APS-INC-125	APS-INC-224
Internal Dimensions (WxDxH)mm	300x300x300	355x355x355	455x455x455	455x455x605	600X600X600
Capacity	28 ltrs	45 ltrs	95 ltrs	125 ltrs	224 ltrs
Heat Load	0.50 KW	0.50 KW	1.00 KW	1.00 KW	2.00KW
No. of Shelves	1	1	2	2	2
Temperature Range	5°C to 70°C ±1°C				
Forced Convection	Available with forced convection system (Standard Features)				
Temp. Controller	Microprocessor based PID Digital Temperature Indicator cum Controller with LED Display				



APPLICATIONS

- * Useful for life sciences applications, Fermentation Studies, Ageing Tests, Growth Studies and biological cultures under various controlled temperature conditions.
- * Advanced shaking mechanism provides quiet shaking and precise speed control with digital display.
- * Minimum noise, no vibration and minimal footprint.
- * Automatic stop of shaking system when door is opened.
- * Stabilized orbital motion under uneven load distribution.
- * Various configurations of stainless steel lotus clamps available for erlenmeyer flasks.
- * Interior made of Stainless Steel (304 grade) with a drain-off facility for spill overs.
- * One set of lotus clamp holders with one shaking platform of stainless steel (SS-304) supplied with the unit as a standard accessory.
- * Stationery shelves made of Stainless Steel (SS-304) for use of the unit as a standard B.O.D. Incubator, can be supplied at extra cost.
- * Automatic restart at preset speed in case of power failure.

TECHNICAL SPECIFICATION & ORDERING INFORMATION

MODEL	APS-OSC-250	APS-OSC-250 (LCD)
MOC Outer	Powder Coated CRC Steel Sheet	
MOC Inner	Chamber and trays made of stainless steel (SS-304)	
Capacity	280Ltrs	
Volume	10Cuft	
Temperature Control	Microprocessor Based Digital Temperature Indicator-cum-Controller	
Display	LED with Set Value (SV) and Process VALUE (PV)LCD with Set Value (SV) and Process VALUE (PV)	
Inner Chamber Size (WxDxH) in mm	660x660x690mm	
Insulation	High Density PUF insulation for tighter temperature controls	
Shaking Trays Size	510 x 510mm	
Shaking Frequency	Upto 250rpm (adjustable)	
Shaking Amplitude	25mm	
Type	Forced Convection Type	
Temperature Range	5C to 60C	
Temperature Accuracy	+0.50C	
Safety	Over temperature limiter switch prevents overheating	
Cyclic Timer	Fitted with cyclic programmable timer.	
Light Bank	Consisting of fluorescent lamps to provide illumination for photosynthetic applications	
Shaking Motion	Permanent Magnet DC Drive for continuous operations	
RPM Display	DIGITAL DISPLAY	



To meet requirements of general cooling applications in various medical and other laboratories we design, manufacture and supply refrigerators from small to large capacities with temperature range 2°C to 8°C. These laboratory refrigerator equipment offer excellent temperature control and come with number of optional features that assist you in making your research comfortable.

A range of sizes are available from 50 litres to 1000 litres or more with either single or double outer doors, under counter or upright (vertical type) designs. All models are constructed with powder coated mild steel (stainless steel optional) and stainless steel interiors and each have high and low temperature audible alarms.

Features

Perfect for general lab applications	Temperature range 2°C to 8°C
Upright and under counter models	Capacity from 50 liters to 1000 liters or more
Microprocessor PID Controller	Alarm system with rechargeable battery backup
Single and Double door type	Temperature printer
High grade PUF insulation	Plexi glass inner door for easy view
Fluorescent lamp for increase visibility	Stainless steel adjustable trays

Model	APS-LR-50	APS-LR-100	APS-LR-200	APS-LR-300	APS-LR-400	APS-LR-500
Capacity	50 Liters	100 Liters	200 Liters	300 Liters	400 Liters	500 Liters
Temperature Range	2°C to 8°C					
Temperature	±0.5°C					
Accuracy	PID Controller					
Controller	Exterior: Powder Coated Mild Steel / SS (Optional)					
Construction	Interior: Stainless Steel					
Door	Standard hinged Single					
Insulation	PUF insulation					
Trays	Perforated trays made of stainless steel					
Refrigeration	CFC Free compressor					
Air Circulation	Forced air circulation					
Alarms	Audio / Visual alarm for High / low temperature, door opening & condenser fault					
Optional	1. Fluorescent lamp 2. Stainless Steel exterior 3. Extra shelves 4. Temperature chart recorder 5. Rechargeable battery for alarm 6. Caster wheels 7. Computer interface 8. Memory storage & printer 9. Voltage stabilizer					
Power	220 / 230 Volts 50 Hz					



Laminar flow cabinet (horizontal / vertical) designed so as to meet the requirements of US federal standard 209 B (BS 5295) providing particle free air to meet class 100 conditions. The unit is fitted with pre-filter and HEPA filter. Air is drawn through pre-filter and is made to pass through highly effective HEPA filters having efficiency rating as high as 99.99% with cold DOP & 99.97% with hot DOP thus retaining all air-borne particles of size 0.3 micron and larger. Using a dynamic machine, the blower and motor assembly is statically and dynamically balanced ISI marked motor of 1/4 HP capacity operates with minimum noise level less than 60 dB on a Scale. The working area is illuminated by fluorescent lighting fitted to the unit. Height of the working table provides comfortable "SIT DOWN" working position for the operator.

Sailent features

- * The cabinet are fabricated of thick mild steel / stainless steel laminated by cold rolled steel duly powder coated or SS as per requirement
- * Work table is made of SS with mirror finish which makes it easy to clean, washable & chemical resistive, corrosive free, Leak proof construction.
- * Side panels are made out of thick transparent plexus glass / acrylic sheet duly framed
- * High efficiency pre filter
- * HEPA filter efficiency- 99.99% with cold DOP & 99.97% with hot DOP thus retaining all air-borne particles of size 0.3 micron
- * Pressure manometer to gauge the pressure drop in the unit
- * Built in two number U.V. Germicidal Light for disinfection and fluorescent light for work space illumination (60 W, 800 Lumens)
- * Utility- gas/air cock and multi point electric socket.
- * Transparent UV protected front door glass.
- * Air flow Rate: 0.35 to 0.75 m/sec.
- * Velocity should be: Approx. 90-100* FPM higher velocity available on request
- * Vibration level <2.5 micron
- * Fitted with magnehelic differential pressure gauge
- * Castor wheels for ease of movement.
- * Works on 230V AC supply

Model	APS-LAF-H -010	APS-LAF-H-011	APS-LAF-H -012	APS-LAF-H-013	APS-LAF-H-014
Size (feet)	2' x 2' x 2'	3' x 2' x 2'	4' x 2' x 2'	6' x 2' x 2'	8' x 2' x 2'
Size of HEPA filter	2' x 2' x 6"	3' x 2' x 6"	4' x 2' x 6"	3' x 2' x 6"	4' x 2' x 6"
No of HEPA filters	1	1	1	2	2
No of pre filters	1	1	1	2	2
Illumination	1 x 20 W	1 x 20 W	2 x 20 W	2 x 40 W	4 x 40 W
UV Germicidal light	1' x 1½'	1' x 1½'	1' x 3'	2' x 3'	2' x 3'

Freeze Dryer (Lyophilizer)



APS Freeze Dryer or Lyophilizer is a such a dehydration process in which is water is removed for the frozen sample using purified vacuum condition. This process is followed by first stage Sublimation (primary drying) and last stage Desorption (secondary drying). In lyophilization process, where water in ice form on the frozen goods can be directly lyophilized into steam without melting in advance, thus the goods are dried. The substances frozen can be well-preserved for a long time and returned to their former state once being watered without losing their biochemical properties. The freeze drying technology is especially ideal for those bio-products sensitive to antibiotic, vaccines, blood products, enzymes and hormones.

Features

3 to 15 Liters ice capacities	-40°C or -80°C temperature
CFC refrigeration system	Precise vacuum control
Corrosion resistant construction	Audio visual alarm optional
Digital PID controller	Simple to install and operate
Wide range of accessories are available	Single or two stages cooling system
Front Loading (Tray Type)	Top Loading (Vacuum prove)

Specifications:

Model	APS-LY-103	APS-LY-105	APS-LY-108	APS-LY-110	APS-LY-115
Max. ice capacity	3L	5L	8L	10L	15L
Ice condenser performance	2L / 24Hr	3.5L / 24Hr	5.5L / 24Hr	7.5L / 24Hr	10L / 24Hr
Tray	2	2	3	4	5
Cold trap temperature	-40°C or below (-80°C Optional)				
Temperature Sensor	PT-100				
Controls	Refrigeration ON/OFF Vacuum ON/OFF				
Controller	PID controller/PLC+HMI Optional				
Refrigeration System	HCFC / CFC Free, -40°C (-86°C optional)				
Compressor	(hermetically sealed)				
Defrost	Defrost Hot Gas				
Pressure Control	Automatic or Manual				
Drain connection	Side mounted				
MOC	Exterior - Powder coated, MS Exterior top - SS 304, Drying chamber - SS 304 OR SS 316, Cold Trap Chamber - SS 304 OR SS 316, Lids - Acrylic				

*High ice capacity lyophilizers are also constructed on demand
 *Tray type lyophilizer is constructed on demand
 *PLC+HMI Optional

Mortuary Refrigerator



SAFETY SYSTEM

- * Hi-Low temperature deviation alarm.
- * Sensor Failure Indication protection.
- * Start-up delay protection for compressor.

REFRIGERATION SYSTEM

- * Hi-performance hermetically sealed compressor .
- * CFC-free ECO-FRIENDLY refrigerants.
- * High density HCFC free polyurethane insulation foam.
- * Uniformly spread evaporator imparts faster freezing and better performance on conformity of temperature.

APPLICATIONS

- *Cooling coils for mortuary freezer are placed between foamed-in-place PUF insulation and brazed to Stainless Steel chamber eliminating any chances of FROST FORMATION and choking of evaporator.
- *Finned tube evaporator with forced air convention for mortuary refrigerator.

CONSTRUCTION

- *Outer body of Stainless Steel. Inner Chamber of Stainless Steel. High density machine filled HCFC free polyurethane insulation foam (PUF). Specially designed latch eliminates cooling loss. Side by side chambers for bigger capacities.

Technical Specifications & Ordering Informations

Model (Mortuary Chamber)	APS-MC-2	APS-MC-3	APS-MC-4	APS-MC-6	APS-MC-12
Capacity	2 Body	3 Body	4 Body	6 Body	12 Body
Temperature	2oC to 6oC				
Controller	Microprocessor / Micro-controller based temperature controller				
Temperature Display	Digital LED with SV and PV				
MOC Outer	GI Powder Coated/Stainless steel Optional				
MOC Inner	Stainless steel				
Door	Standard hinged door with double gasket seal between the doors.				
Insulation	High grade PUF INSULATED between outer and inner chamber for minimal thermal losses				
Body Trays	Telescopic/Pull out trays made up of SS sheet				
Interior Lighting	Interior fluorescent lighting				
Castors	Castors for minimal effort mobility				
Refrigeration system	Superior and heavy duty air cooled refrigeration system.				
Compressor	CFC FREE ECO FRIENDLY				
Condenser	Highly efficient condenser with automatic condensate evaporating system.				
Evaporator	Internal evaporator system Forced draught				
Refrigerant	Non-CFC/HCFC environmental friendly based on compressor capacity.				
Air Circulation	Forced air circulation to maintain chamber uniformity.				
Door Lock	Provided for safety and security of specimen.				
Power Supply	220 / 230 Volts, Single Phase Supply				

We are the most trusted **Dynamic Pass Box** Manufacturer, Supplier and Exporter from India. Our precision-engineered Dynamic Pass Box assists in transfer of materials driven through a controlled environment but without much personnel movement. Furthermore, this box helps in prevention of contaminants entrance either in the clean room or between various classified areas. Dynamic Pass Box that we deliver in the market is accessible at most economical prices.



Specifications :-

- Used for transfer of material from and into the clean room without contaminating the clean room air and without opening the clean room door. Equipment under this schedule conform BIS certification standards, approve of which shall have to be submitted along with the bid.
- * MOC : SS 202/304
 - * Velocity 90-110 FPM at filter face
 - * Final supply filter :-HEPA air filter, efficiency 99.97% down to 0.3 micron. Casing :- Factory extruded AL section.
 - * Fresh Air Filter:- Per filter efficiency 99.9 % down to 20 micron. Grade; CASING:- Aluminium Anodised.
 - * Blower Motor Assembly :- Electric motor -0.1HP, I phase
 - * Doors:- Double walled sand witched door with glass view window with support SS frame, handles, hinges and gasket on both sides. Electromagnetic door interlocking with indicating lamp on both side.
 - * Fluorescent light and the motor blower unit or automatically put on at the time of opening any one of the door.
 - * Clean air through HEPA filter is put ON immediately automatically opening any door
 - * Inter locking arrangement to put OFF UV light if either door opens and ensures that door will remains lock if blower fail.
 - * Provision of UV light to switched ON and OFF from the outside switch UV light should be permanently OFF unless switched ON.
 - * Magnetic latch for both door even after power failure door will be lock.

Model	Work Area Dimension (L x W x H)
APS-PB-125	18" x 18" x 18"
APS-PB-250	24" x 24"x 24"
APS-PB-350	24" x 24" x 36"
APS-PB-500	24" x 36"x 36"



APPLICATIONS

APS Many area of plant research require the use of a controller environment. In this way, a plant's response to different conditions can be monitored, or a particular habitat imitated. Standard propagation techniques can be greatly speeded up using a growth cabinet as well as achieving a higher success rate. Where micro propagation is being used a growth cabinet is essential for rooting the plantlets and adapting them to normal conditions. This plant growth cabinet is ideal for all routine propagation and research applications.

CONSTRUCTIONS

With a solid see thru double walled door and a full view inner plexi-glass door enables inspection and monitoring of inner chamber specimens without distributing the process temperature.

- * Excellent quality magnetic gum packing door gasket for external door.
- * User-oriented design of shelves makes you adjust each space of shelves without difficulty.
- * Forced air circulation at triple walled back by durable coaxial blower, maintains optimum temperature uniformity and homogeneity.
- * Foamed-in-place PUF insulation ensures thermal stability and reduces electrical energy consumption.
- * Caster wheel mounted for easy portability.
- * Front double walled door is provided with lock and key arrangement.
- * Door operated illumination lamp is fitted inside the chamber for easy visibility.
- * Finned tube evaporator facilitates uniform and faster cooling effects.
- * Safety Thermostat to prevent overheating.
- * Fitted with exterior illumination with fluorescent tubes/lamps.
- * Works on 220/230 Volts AC (50/60 Hz frequency)

Technical Specifications & Ordering Informations

MODEL	APS-PGC-11	APS-PGC-17	APS-PGC-28	APS-PGC-34
Dimension Inner (WxDxH) (in mm)	455x410x610	505x415x830	570x550x875	650x580x900
Capacity	112 ltrs	171 ltrs	280 ltrs	350 ltrs
Volume	4Cuft	6Cuft	10 Cuft	12 Cuft
MOC Outer	Powder coated CRC Steel Sheet			
MOC Inner	Chamber and trays made of Stainless Steel (SS-304)			
No. of Shelves	2	2	3	3
Type	Forced Convection Type			
Freezer Compressor	Hermetically sealed air cooling compressor system			
Temperature Range	10OC to 60OC			
Temperature Accuracy	+1OC TO +0.1OC			
Humidity Creation	Through sophisticated steam injection process.			
Humidity range	5% above ambient from 40% to 95%RH at cool temperatures			
Humidity Accuracy	+5%RH To +1%RH			
Evaporator	Finned tube evaporator for faster cooling effects			
Safety	Over temperature limiter switch prevents overheating			
Insulation	Foamed-in-Place PUF insulation ensures thermal stability and reduces electrical energy consumption			
Illumination	Exterior illumination with fluorescent tubes/lamps.			
Temperature Controller	Microprocessor Based Digital Temperature Indicator cum Controller with LED/LCD display. for Set Value. (SV) & Process Value (PV). OR Microprocessor based alphanumeric LCD/LED Display Controller			
Humidity Controller	Microprocessor based Digital P.I.D Digital Humidity Indicator-Cum-Controller			
Caster Wheel	Caster wheel mounted for easy portability.			
Electrical Supply	220/230V AC, 50/60Hz			

Options :- Communication port with interface and data cable to download data to your PC.



FRONT LOAD FULLY AUTOMATIC AUTOCLAVE

FRONT LOAD FULLY AUTOMATIC AUTOCLAVE (DENTAL AUTOCLAVE)

Digital display of temperature for easy visualization during the sterilization cycle. Easy to operate due to the user-friendly control panel. Easy to clean gaskets make it more durable. Easily replaceable gaskets when damaged. Imported Italy Sirai valve – a specialized solenoid valve for proper maintenance of steam during the sterilization cycle. Temperature selection option for user-friendly operation. Temperature the deviation is less than 0.5°C. More efficient heating of heating elements due to high power. Available with two working temperatures 121, and 134 degrees. Available with two working pressures 1.2 bar and 2.1 bar. Front loading programable autoclave with drier Available in

- * SS bottom plate in chamber to avoid the load from coming in contact with condensate
- * Autoclave is fitted with water level indicator glass gauge and easily replaceable heaters
- * Chamber and jacket is made of 14 SWG
- * Hydraulically tested at 40psi 2.5 times the operating pressure of autoclave.
- * Small sized autoclave works on 230V single phase power supply and big size works efficiently on 440V three phase power supply

MODEL	CAPACITY
APS-TTA16	16lit
APS-TTA21	21lit

Weight : 20 kg
Dimensions 20 × 20 × 20 cm

Steam Sterilizer Horizontal Cylindrical



DELUXE MODEL



Our horizontal Steam Sterilizer are widely used in various bulk laboratories/Hospital for their day to day studies on scale sterilization procedures where they give dryness of the sterilized medium a paramount importance and for that our sterilized media is prone to various micro-bacterial and viral infections. Having a specialization in customers' requirements we have an expert team of making both standard and customized models.

Sailent features

- * Cylindrical design triple walled horizontal autoclave mounted on a sturdy, heavy M.S. duly painted tubular stand
- * Inner chamber, door lid, jacket, boiler & outer jacket cover made of SS 304
- * Steam is generated in a separate boiler which is placed below the main body.
- * Lid is provided with Pressure locking system which prevents opening of the door while Steam is inside the chamber.
- * Single hinged door and manual radial locking system made of mild steel nickel coated
- * Industrial grade energy efficient heaters reduce power bills drastically
- * Gap between Jacket and outer cover wall is filled with high grade fiber/mineral glass wool insulation
- * Fitted with pressure gauge for jacket, compound gauge for chamber, spring loaded safety valve and steam release valve.
- * Automatic Vacuum Breaker is provided to break the vacuum in case of formation of vacuum due to steam condensation.
- * Automatic Pressure Control Switch for additional safety. When steam pressure inside jacket reaches 18 to 20 psi it automatically cuts off electric supply to heater.
- * Automatic Low Water Level cut-off device fitted for general safety of the element.
- * Digital PID temperature indicator cum controller - Controller has LED display which displays set value and process value. It has inbuilt automatic digital minute timer which starts automatically when set/desired value of temperature is achieved. When the set time period is over heaters get switched off automatically with alarm for cycle end.
- * Manually operated multiport valve having 4 positions is provided for Steam injection inside the chamber, dry sterilization & steam exhaust.
- * For ensuring proper sealing of the door with the chamber and zero leakage a high tensile joint less Silicon gasket is used which is seated in an integrated groove
- * SS Baffle plate for effective steam distribution and avoid direct hitting of steam on sample load
- * Validation port provided
- * Chamber Condensate Line is incorporated with steam trap for perfect condensation to get optimum temperature
- * Fitted with plug screen to prevent line choking due to sediment discharge
- * SS bottom plate in chamber to avoid the load from coming in contact with condensate
- * Autoclave is fitted with water level indicator glass gauge and easily replaceable heaters
- * Chamber and jacket is made of 14 SWG
- * Hydraulically tested at 40psi 2.5 times the operating pressure of autoclave.
- * Small sized autoclave works on 230V single phase power supply and big size works efficiently on 440V three phase power supply

Model	Inner dimension (inch)	Capacity (Ltrs.)	Heater Load	Sterilization Temp. & Pressure	Operating Pressure
APS – SSHC – 75	16" x 24"	75	6 kW	1.2 Kg/cm2 (15-18psi) at 121°C	From 10 psi to 20 psi
APS – SSHC – 100	18" x 24"	100	6 kW		
APS – SSHC – 125	16" x 36"	125	9 kW		
APS – SSHC – 150	18" x 36"	150	12 kW		
APS – SSHC – 200	18" x 48"	200	12 kW		
APS – SSHC – 250	20" x 48"	250	12 kW		
APS – SSHC – 350	24" x 48"	350	18 kW		

Optional (Additional Features) : Fully Automatic Autoclave PID controller based- It consists of advance controller which operates the electronic solenoid valve (in lieu of multiport valve) for steam injection inside the chamber, dry sterilization & steam exhaust. Fully Automatic Autoclave PLC controller based- It consists of PLC controller with touch screen color display HMI. Controller automatically operates the electronic solenoid valve (in lieu of multiport valve) for steam injection inside the chamber, dry sterilization & steam exhaust. Factory set sterilization program, Data logging feature, Validation test program available. Digital pressure gauge with electronic transducer for digital display of chamber pressure. Automatic water feed system for filling of water into the steam generator (Available with Fully Automatic Autoclave PLC controlled)

Steam Sterilizer Horizontal Rectengular



Optional (Additional Features) :

- * Fully Automatic Autoclave PID controller based- It consists of advance controller which operates the electronic solenoid valve (in lieu of multiport valve) for steam injection inside the chamber, dry sterilization & steam exhaust.
- * Fully Automatic Autoclave PLC controller based- It consists of PLC controller with touch screen color display HMI. Controller automatically operates the electronic solenoid valve (in lieu of multiport valve) for steam injection inside the chamber, dry sterilization & steam exhaust. Factory set sterilization program, Data logging feature, Validation test program available.
- * Digital pressure gauge with electronic transducer for digital display of chamber pressure.
- * Automatic water feed system for filling of water into the steam generator (Available with Fully Automatic Autoclave PLC controlled)
- * Upgradable up to 134°C and 30–32 psi sterilizing pressure
- * Inner chamber, back plate, door lid made of SS 316 and frame, locking system made of SS 304
- * Single or double drum made of SS 304
- * Double Door machine for loading and unloading material
- * SS 304 Trolley
- * SS 304 or SS 316 carriage (As required)
- * Vacuum pump and assembly for 90% to 95% dry sterilization result

Note: Customized Solution Available On Request

Sailent features

- * Rectangular design triple walled horizontal autoclave mounted on a sturdy, heavy M.S. duly painted tubular stand
- * Inner chamber, door lid, jacket, boiler & outer jacket cover made of SS 304 Chamber is rectangular in shape with crevice free smooth rounded corners
- * Single hinged door and manual radial locking system
- * Steam is generated in a separate boiler which is placed below the main body.
- * Lid is made of S.S. plate provided with pressure locking system which prevents opening of the door while Steam is inside the chamber.
- * Industrial grade energy efficient heaters reduce power bills drastically
- * Gap between Jacket and outer cover wall is filled with high grade fiber/mineral glass wool insulation
- * Fitted with pressure gauge for jacket, compound gauge for chamber, spring loaded safety valve and separate manual steam release ball valve for jacket and chamber.
- * Automatic Vacuum Breaker is provided to break the vacuum in case of formation of vacuum due to steam condensation.
- * Automatic Pressure Control Switch for over pressure safety. When steam pressure inside jacket reaches 18 to 20 psi it automatically cuts off electric supply to heater.
- * Automatic Low Water Level Cut-off Device fitted for general safety of heating element.
- * Digital PID temperature indicator cum controller - Controller has LCD display which displays set value and process value. It has inbuilt automatic digital minute Timer which starts automatically when set/desired value of temperature is achieved. When the set time period is over heaters get switched off automatically with alarm for cycle end.
- * For ensuring proper sealing of the door with the chamber and zero leakage a high tensile joint less Silicon gasket is used which is seated in an integrated groove
- * SS Baffle plate for effective steam distribution and avoid direct hitting of steam on sample load
- * Validation port provided
- * Chamber Condensate Line is incorporated with steam trap for perfect condensation to get optimum temperature
- * Fitted with plug screen to prevent line choking due to sediment discharge
- * Autoclave is fitted with water level indicator glass gauge and easily replaceable heaters
- * Manually operated multiport valve having 4 positions is provided for Steam injection inside the chamber, dry sterilization & steam exhaust.
- * Inner chamber & outer jacket is made of 14 SWG
- * Hydraulically tested at 40psi 2.5 times the operating pressure of autoclave
- * Small sized autoclave works on 230V single phase power supply and big size works efficiently on 440V three phase power supply

Specification

Model	Inner dimension (inch)	Capacity (Ltrs.)	Heater Load	Sterilization Temp. & Pressure	Operating Pressure
APS – SSHR - 200	18" x 18" x 36"	200	12 kW	1.2 Kg/cm2 (15-18psi) at 121°C	From 10 psi to 22 psi
APS – SSHR - 250	18" x 24" x 36"	250	12 kW		
APS – SSHR - 350	24" x 24" x 36"	350	15 kW		
APS – SSHR - 450	24" x 24" x 48"	450	18 kW		
APS – SSHR - 550	24" x 24" x 60"	550	22 kW		
APS – SSHR - 650	24" x 24" x 72"	650	30 kW		
APS – SSHR - 800	30" x 30" x 60"	800	36 kW		

Steam Sterilizer Vertical



Sailent features

- * Used for sterilization under saturated steam pressure at any selected point between 15 to 22 psi (adjustable), however this can be used for higher pressure up to 22 psi.
- * Working temperature of 121°C.
- * These double walled units have inner chamber (Boiler) made of stainless steel SS 304 / SS 316 grade (as per demand).
- * Outer wall is covered with stainless steel sheet.
- * Thick stainless steel lid is tightened by radial locking system and can be lifted through a pedal lifting device for user comfort
- * Fitted with joint less neoprene rubber gasket.
- * Systems are hydraulically tested up to 40 p.s.i. as a Safety Measure.
- * All autoclaves are fitted with standard accessories such as water indicator / water level gauge, pressure gauge, steam release cock, spring loaded safety valve, Vacuum Breaker, pedal lifting device and heating element.
- * Space between boiler and outer shell works as air insulation however we may incorporate mineral glass wool insulation if customer desires.
- * Heating is done through specially designed water heaters of suitable wattage to ensure optimum sterilization time in every sterilization cycle.
- * Supplied complete with S.S. basket, cord and plug.
- * Supplied with cord and plug to work on 220/230 volts A.C. Supply.
- * Double Wall Construction

Model	APS-SSV-20	APS-SSV-40	APS-SSV-50	APS-SSV-85	APS-SSV-100	APS-SSV-150
Volume (Ltrs.)	20	40	50	85	100	150
Heater Load (KW)	1.5	2	3	4	5	6
Internal Dimension mm	250x450	300x550	350x550	400x600	450x600	450x900

Steam Sterilizer Vertical (High Pressure)



Sailent Features

- * Used for sterilization under saturated steam pressure at any selected point between 15 to 22 psi (adjustable), however this can be used for higher pressure up to 22 psi.
- * Working temperature of 121°C.
- * These Triple walled units have inner chamber and (Boiler) made of stainless steel SS 304 / SS 316 grade (as per demand).
- * Outer wall is covered with stainless steel sheet.
- * Thick stainless steel lid is tightened by radial locking system and can be lifted through a pedal lifting device for user comfort
- * Fitted with joint less neoprene rubber gasket.
- * Systems are hydraulically tested up to 40 p.s.i. as a Safety Measure.
- * All autoclaves are fitted with standard accessories such as water indicator / water level gauge, pressure gauge, steam release cock, spring loaded safety valve, Vacuum Breaker, pedal lifting device and heating element.
- * Space between boiler and outer shell works as air insulation however we may incorporate mineral glass wool insulation if customer desires.
- * Heating is done through specially designed water heaters of suitable wattage to ensure optimum sterilization time in every sterilization cycle.
- * Supplied complete with S.S. basket, cord and plug.
- * Supplied with cord and plug to work on 220/230 volts A.C. Supply.

Model	APS-SSV-HP-20	APS-SSV-HP-40	APS-SSV-HP-50	APS-SSV-HP-85	APS-SSV-HP-100	APS-SSV-HP-150
Volume (Ltrs.)	20	40	50	85	100	150
Heater Load (KW)	1.5	2	3	4	5	6
Internal Dimension mm	250x450	300x550	350x550	400x600	450x600	450x900



Details:

The **2°C to 4°C walk-in cold rooms** from APS are designed to provide and sustain highly stable low temperature environments for the storage and preservation of blood cells, plasma, vaccines, microbial cells and other temperature sensitive materials. These equipments offer flexible cold room solutions for highly versatile applications and find widespread usage in scientific research organizations, medical centres, blood banks, pharmaceutical industries, food processing industries and various other industrial and research units. They are available as easy to assemble, fabricated units, designed to provide optimum and consistent working temperature throughout the cold storage chamber. The **APS 2°C to 4°C walk-in cold rooms** are available in various standard sizes and can also be custom-designed to suit specific requirements.

Key features :

- * Inner and Outer Pre-fabricated (Coated) panels made of PCGI sheet
- * Sturdy design and long-lasting finish
- * Dependable performance
- * Easy to install, light weight units
- * Low vibration, noise free operation
- * Flexible, Energy saving design
- * Microprocessor based controller
- * Highly precise temperature control for accurate, uniform and stable working temperature
- * Complete in specifications
- * Non-toxic, anti-rusted, heat insulation
- * Air-cooled compressor

Model	APS-WICR-5K	APS-WICR-6K	APS-WICR-8K	APS-WICR-10K	APS-WICR-12K	APS-WICR-15K	APS-WICR-45K
Room Size	6'x5'x6'	6'x6'x6'	6'x7'x7'	8'x6'x8'	8'x8'x7'	10'x8'x7'	10'x115'x10'
Temp. Range	20°C to 40°C						
Controller	Microprocessor Based Controller						
Temp. Display	Digital LED						
Construction	Pre-fabricated (Coated) panels made of PCGI sheet						
Walls & Ceiling Area	Room shall consist of Polyurethane Insulated thick panels of PUF. The individual panels will be firmly locked together by cam locks. The material shall be inner side and outer side PCGI sheet.						
Door	Made out of 62mm thick PUF insulated panels inner side and outer side PCGI sheet, complete with all accessories like locks and hinges (1 No. door with hinges and locks will be provided) as overlap Type.						
Floor	Tails for easy clinging						
Flashing	Flashing made of PCGI sheet base U channel, inner and outer flashing.						
Insulation	Polyurethane foam thick insulation with a thickness of 80-100 mm						
Racks/Shelves (Option)	Stainless Steel / Aluminium racks as per customer requirement.						
Lighting (Viewing)	Interior fluorescent lighting						
Refrigeration	Dependable refrigeration system with CFC free refrigerants						
Compressor	Heavy duty Air-cooled compressor. The compressor is distinguished by its excellent performance, low noise level and minimal vibration.						
Refrigerant	Non-CFC/HCFC environmental friendly based on compressor capacity						
Power Supply	220 volts, 50 Hz single phase supply or 440 Volts 3 phase supply						

Environmental Chamber (Cooled Stability Chamber)



APPLICATIONS & KEY FEATURES

- * Suitable for carrying out different quality control tests under controlled conditions of temperature and humidity.
- * The excellent quality of magnetic gum packing for the external door.
- * User oriented design of shelves makes you adjust each space of shelves without difficulty.
- * Inner chamber is made of stainless steel (S.S.-304 Grade) and outer wall of mild steel sheet duly painted and mounted on caster wheel.
- * High grade Polyurethane Foam (PUF) insulation between outer and inner chamber for minimal thermal loss.
- * Front double walled door is provided with lock and key arrangement.
- * A self-cooled air circulation fan is fitted to maintain uniform temperature and humidity condition throughout the chamber
- * Humidity is created through steam generation tank at base/top.
- * Provided with refrigeration system to control temperature range from 50C to 600C +10C and humidity 5% above ambient from 40% to 95% RH + 3% RH at Cool Temperature.

CFC FREE ECO FRINDLY COMPRESSOR.

CONSTRUCTIONAL AND SILENT FEATURE

- * Front double walled door is provided with lock and key arrangement.
- * A self-cooled air circulation fan is fitted to maintain uniform temperature and humidity conditions throughout the chamber.
- * Humidity is created through steam generation tank at base /top.
- * Provided with refrigeration system to control temperature range from 10°C to 60°C ±1°C and humidity (5% above ambient) from 40% to 95% RH ±3% RH at Cool Temperature.
- * CFC FREE ECO FRIENDLY COMPRESSOR.

TECHNICAL SPECIFICATIONS & ORDERING INFORMATION

Model	APS-EC-4	APS-EC-5	APS-EC-6	APS-EC-7	APS-EC-8	APS-EC-9
Capacity	112ltrs.	145ltrs.	17 ltrs.	224 ltrs.	280 ltrs.	340 ltrs.
Volume	4 cuft	5 cuft	6.1 cuft	8 cuft	10.0 cuft	12.0 cuft
No. of Perforated Trays	2	2	2	2	3	3
MOC Outer	Powder coated CRC Steel Sheet or Stainless Steel.					
MOC Inner	Chamber and trays made of Stainless Steel (SS-304)					
Type	Forced Convection Type					

We feel pleasure in introducing ourselves as one of the leading manufacturers of medical furniture in India. We started our manufacturing activities more than two decades ago. Over years, we have established ourselves as the Leading manufacturer of quality medical furniture and Medical Equipments.



State Of The Art Manufacturing Facilities

Our manufacturing facilities are spread across a sprawling expanse of about 4000 sq. meter housing modern, state of the art manufacturing systems and warehousing facilities. Our manufacturing unit is well equipped with all essential modern machineries including, Hydraulic press, Automatic tube bending, latest CO2 and Argon welding equipment etc. Our state-of-the-art, in-house Chemical pretrea[®]ent process includes De-rusting, Activation, Phosphating, various Water rinses, and Oven drying followed by Powder coating and Oven baking processes. These processing plants are well maintained with controlled quality parameters and well-equipped in-house testing facilities in place, which reciprocates our quality assurance.



Back Rest Tilt	0 - 75 Degree
Knee Rest Tilt	0 - 35 Degree
Trendelenburg	0-12 Degree
Dimension in mm	2030 L x 1060 W x 450-750 H

Electric I.C.U Bed 5 Function APS-ICU-01

- Mattress area divided into 4 sections made up of CRCA Sheet.
- Detachable polymer moulded head and foot bows provide a soothing look.
- Provided with 4 sectional polymer moulded safety side rails Optional separate angle indicators.
- Provided with SS IV pole along with 4 IV locations
- Provided with heavy duty saline stand with provision for fixing it at all four locations
- Castors of 125 mm dia. Diagonally lockable.
- Back rest, Knee rest, Trendelenburg / Reverse Trendelenburg, High – Low and one touch zero level (CPR) position maneuverable by 4 separate actuator operated by handheld remote.



Back Rest Tilt	0 - 75 Degree
Knee Rest Tilt	0 - 35 Degree
Trendelenburg	0-12 Degree
Dimension in mm	2030 L x 900 W x 550-750 H

Mechanical I.C.U. Bed 5 Function With ABS head and Foot Boards and ABS Side Rails APS-ICU-02

- Mattress area divided into 4 sections made up of CRCA Sheet.
- Detachable polymer moulded head and foot bows provide a soothing look.
- Provided with SS IV pole along with 4 IV locations
- Split type 4 section polymer moulded safety side rails with separate angle indicator.
- Castors of 125 mm dia. With diagonal locking are provided for mobility with control.
- The complete metal components are pre treated and epoxy powder coated.
- Back rest, Knee rest maneuverable by 2 separate handles at foot end.



Back Rest Tilt	0 - 75 Degree
Knee Rest Tilt	0 - 35 Degree
Trendelenburg	0-12 Degree
Dimension in mm	2030 L x 1060 W x 450-750 H

Mechanical I.C.U. Bed 5 Function with ABS head foot Bows and Collapsible Side Rails APS-ICU-03

- Mattress area divided into 4 sections made up of CRCA Sheet.
- Detachable SS Panel With Laminated head and foot bows provide a soothing look.
- Provided with SS IV pole along with 4 IV locations
- Drop Type Stainless steel Side Rails.
- Castors of 125 mm dia. With diagonal locking are provided for mobility with control.
- The complete metal components are pre treated and epoxy powder coated.
- Back rest, Knee rest, Trendelenburg/Reverse Trendelenburg, High - Low Positions maneuverable by 4 separate foldable handles at the foot end.



Back Rest Tilt	0 - 75 Degree
Knee Rest Tilt	0 - 35 Degree
Trendelenburg	0-12 Degree
Dimension in mm	2030 L x 1060 W x 450-750 H

Mechanical I.C.U. Bed 5 Function With Wooden Panels SS Bows and Drop Type SS Rails APS-ICU-04

- Mattress area divided into 4 sections made up of CRCA Sheet.
- Detachable SS Panel With Laminated head and foot bows provide a soothing look.
- Provided with SS IV pole along with 4 IV locations
- Drop Type Stainless steel Side Rails.
- Castors of 125 mm dia. With diagonal locking are provided for mobility with control.
- The complete metal components are pre treated and epoxy powder coated.
- Back rest, Knee rest, Trendelenburg/Reverse Trendelenburg, High - Low Positions maneuverable by 4 separate foldable handles at the foot end.



Back Rest Tilt	0 - 75 Degree
Knee Rest Tilt	0 - 35 Degree
Dimension in mm	2030 L x 1060 W x 450-750 H

Mechanical I.C.U. Bed 3 Function with ABS head and foot bows and Collapsible Rails APS-ICU-05

- Mattress area divided into 4 sections made up of CRCA Sheet.
- Detachable SS Panel With Laminated head and foot bows provide a soothing look.
- Provided with SS IV pole along with 4 IV locations
- Drop Type Stainless steel Side Rails.
- Castors of 125 mm dia. With diagonal locking are provided for mobility with control.
- The complete metal components are pre treated and epoxy powder coated.
- Back rest, Knee rest, High - Low Positions maneuverable by 3 separate foldable handles at the foot end.



Semi Fowler Bed with ABS Head and Foot Boards and Collapsible Rails APS-SFB-01

- Mechanically operated by smooth crank system
- Adjustable back rest, operated smoothly by foldable screw handle from foot end
- Two-sectional Uniformly Perforated CRCA Sheet Top
- Superior-quality ABS plastic head panel and foot panel
- Collapsible SS side railing
- Four locations on bed frame for telescopic IV pole
- Mounted on 125mm dia. fully-covered noiseless casters
- Pre-treated and Epoxy Powder Coated
- Overall Approx Size: 190L x 90W x 80H cm

Dimension in mm

190L x 90W x 80H cm



Semi Fowler Bed with ABS Head and Foot Boards APS-SFB-02

- Mechanically operated by smooth crank system
- Adjustable back rest, operated smoothly by foldable screw handle from foot end
- Two-sectional Uniformly Perforated CRCA Sheet Top
- Superior-quality ABS plastic head panel and foot panel
- Four locations on bed frame for telescopic IV pole
- Mounted on PVC Stumps
- Pre-treated and Epoxy Powder Coated
- Overall Approx Size: 190L x 90W x 80H cm



Dimension in mm

190L x 90W x 80H cm

Semi Fowler Bed with SS Bows and Laminated Panels

APS-SFB-03

- Mechanically operated by smooth crank system
- Adjustable back rest, operated smoothly by screw handle from foot end
- Two-sectional Uniformly Perforated CRCA Sheet Top
- S.S. head and foot bows fitted with wooden laminated panels
- Two locations on bed frame for telescopic IV pole
- Mounted on protective PVC stumps
- Pre-treated and Epoxy Powder Coated
- Optional: Drop-type M.S. / S.S. side railing
- Overall Approx Size: 190L x 90W x 80H cm



Dimension in mm

190L x 90W x 80H cm

Semi Fowler Bed Standard APS-SFB-04

- Mechanically operated by smooth crank system
- Adjustable back rest, operated smoothly by screw handle from foot end
- Epoxy coated rectangular CRCA frame
- Two-sectional Uniformly Perforated CRCA Sheet Top
- Two locations on bed frame for telescopic IV pole
- Mounted on protective PVC stumps
- Pre-treated and Epoxy Powder Coated
- Overall Approx Size: 190L x 90W x 80H cm



Full Fowler Bed with ABS Panels and ABS Railing APS-FB-01

- Hospital Fowler Beds made of high quality materials, components and accessories.
- Hospital Fowler Beds has four section sheet metal top.
- Hospital Fowler Beds with adjustable back section and knee-rest.
- Manually operated crank system for various positions.
- High quality castors.
- Standard dimension: Bed frame 2030mm L x 900 mm W x 600 mm H

Dimension(in mm)

2030L x 900W x 600 mm H



Full Fowler Bed with ABS Panels and Collapsible Rails APS-FB-02

- Mattress area divided into 4 sections made up of CRCA M.S Sheet.
- ABS head and foot bows are locked and provide a soothing look Provided with Collapsible Rails.
- Corner PU buffers absorb impact and reduce damage in handling.
- Saline stand provision on four locations.
- Castors of 125mm dia. With diagonal locking are provided for mobility with control.
- The complete metal components are pre treated and epoxy powder coated.
- Back rest, Knee rest maneuverable by 2 separate handles at foot end.



Full Folwer Bed With ABS Panels APS-FB-03

- Mattress area divided into 4 sections made up of CRCA M.S Sheet.
- ABS head and foot bows are locked and provide a soothing look.
- Saline stand provision on four locations.
- Castors of 125mm dia. With diagonal locking are provided for mobility with control.
- The complete metal components are pre treated and epoxy powder coated.
- Back rest, Knee rest maneuverable by 2 separate handles at foot end.

Dimension(in mm)	2030mm L x 900 mm W x 600 mm H
------------------	--------------------------------



Full Folwer Bed With SS Bows and Laminated Panels APS-FB-04

- Mattress area divided into 4 sections made up of CRCA M.S Sheet.
- ABS head and foot bows are locked and provide a soothing look.
- Saline stand provision on four locations.
- Castors of 125mm dia. With diagonal locking are provided for mobility with control.
- The complete metal components are pre treated and epoxy powder coated.
- Back rest, Knee rest maneuverable by 2 separate handles at foot end.



Hospital Plain Bed with ABS Head and Foot Boards APS-GB-01

- Frame made of rectangular CRCA pipes.
- Bed top made of CRCA perforated sheet.
- Head and foot bows uneven in height with vertical tube supports provided with mattress guard.
- Provision for fixing IV/Saline Stand.
- The complete metal components are pre treated and epoxy powder coated.
- Overall Approx Size: 185L x 90W x 80H cm

Dimension(in mm)	185L x 90W x 80H cm
------------------	---------------------



Hospital Plain Bed with ABS Head and Foot Boards APS-GB-02

- Frame made of rectangular CRCA pipes.
- Bed top made of CRCA perforated sheet.
- Head and foot bows uneven in height with vertical tube supports provided with mattress guard.
- Provision for fixing IV/Saline Stand.
- The complete metal components are pre treated and epoxy powder coated.
- Overall Approx Size: 185L x 90W x 80H cm



Hospital Plain Bed APS-GB-03

Frame made of rectangular CRCA pipes. Bed top made of CRCA perforated sheet. Head and foot bows uneven in height with vertical tube supports provided with mattress guard.

Provision for fixing IV/Saline Stand.

The complete metal components are pre treated and epoxy powder coated.

Overall Approx Size: 180L x 90W x 80H cm

Dimension(in mm)	185L x 90W x 80H cm
------------------	---------------------



Hospital Pediatric Bed APS-PB-01

- Frame made of CRCA rectangular tubes.
- Bed top made of CRCA perforated sheet.
- Head and foot bows made of CRCA pipes with vertical tube supports.
- Drop down/swing down side railing made of CRCA pipe
- Pre-Treated and Epoxy Powder Coated.
- Overall Approx Size: 145L x 65W x 60H cm

Dimension(in mm)	145L x 65W x 60H cm
------------------	---------------------



HYDRAULIC APS-ERT-01

- Height adjustable by foot-operated hydraulic pump from 65-95 cm
- Two-section removable X-ray translucent top
- Backrest raised on ratchet
- Trendelenburg/Reverse Trendelenburg positions assisted by gas spring
- Four heavy duty swivel casters of 125 mm dia. two with brakes
- Pre-treated and epoxy powder coated
- Provided with Safety side railings, IV rod, Oxygen cylinder cage and storage tray for holding x-ray cassettes
- Overall Approx Size: 210L x 65W x 65-95H cm (Height Adjustable)

Emergency Recovery Trolley

MANUAL APS-ERT-02



STRETCHER ON TROLLEY DELUXE APS-PT-01



- Stretcher on Trolley Deluxe with Cylinder cage, IV Provision, Tray and Drop Type Railing
- Frame work of rectangular CRCA / mild steel tubes
- Mounted on protective 6" PU Castors
- Powder coated CRCA sheet top/Stainless Steel Top
- Pre-treated and epoxy powder coated
- Provided with Cylinder Cage, Utility Tray and Iv Provision along with Iv rod
- Stainless Steel Safety Rails are Also provided
- Overall Approx Size: 180L x 60W x 60H cm

STRETCHER ON TROLLEY APS-PT-02



Emergency Stretcher – 4 fold APS-ES-01

Overall Size : 215x55x14cm



Emergency Stretcher – 2 fold APS-ES-02

Overall Size : 215x55x14cm



Dimension(in mm)	1830 mm L x 575 mm W x 850 mm H
------------------	---------------------------------



Dimension(in mm)	1830 mm L x 575 mm W x 850 mm H
------------------	---------------------------------



Dimension(in mm)	1830 mm L x 575 mm W x 850 mm H
------------------	---------------------------------

Examination Couch APS-EC-01

- Overall approx. dimension: 1830 mm L x 575 mm W x 850 mm H
- Mild steel tubular frame work Drawer and cabinet having locks
- Plain mild steel CRCA sheet top Foam mattress covered with rexine
- Built-in Writing Board and Single Step Stool
- Legs fitted with rubber shoes
- Pretreated and powder coated finish

Examination Couch Deluxe APS-EC-02

- Overall approx. dimension: 1875 mm L x 640 mm W x 850 mm H
- Table top approx. dimension: 1875 mm L x 575 mm W
- Construction made from mild steel CRCA tubes and sheets
- Two section mild steel CRCA sheet top
- Headrest adjustable on gas spring
- Three drawers with locks
- Three cabinets with one having lock
- Complete with B.P. apparatus tray, Foam mattress covered with rexine and Built-in Step Stool Pretreated and powder coated finish

Gynaec Examination Couch APS-EC-03

- Overall approx. dimension: 1875 mm L x 640 mm W x 850 mm H
- Table top approx. dimension: 1875 mm L x 575 mm W
- Construction made from mild steel CRCA tubes and sheets
- Two section mild steel CRCA sheet top
- Headrest adjustable on gas spring
- Three drawers with locks
- Perineal U cut , Provided with Lithotomy Rods and Straps
- Three cabinets with one having lock
- Complete with B.P. apparatus tray, Foam mattress covered with rexine and Built-in Step Stool
- Pretreated and powder coated finish

Examination Table 2 Section APS-ET-01



- Overall approx. dimension: 1840 mm L x 740 mm W x 810 mm H
- Mild steel tubular frame work
- Two section mild steel CRCA sheet top
- Headrest raised on ratchet
- Foam mattress covered with rexine
- Legs fitted with rubber shoes
- Pretreated and powder coated finish

Overall Size: 1840 mm L x 740 mm W x 810 mm H

Examination Table Plain APS-ET-02



Dimension(in mm)	1840 mm L x 740 mm W x 810 mm H
------------------	---------------------------------

Gynaec Examination Table 2Section APS-ET-03



- Overall approx. dimension: 1840 mm L x 740 mm W x 810 mm H
- Mild steel tubular frame work
- Two section mild steel CRCA sheet top with "U" cut
- Headrest raised on ratchet
- Single Step Stool, SS Lithotomy Rods with straps and ,Legs fitted with rubber shoes
- Pretreated and powder coated finish



Bed Side Locker Standard APS-BSL-01

- Machine pressed sheet box with door of heavy gauge
- Assembled to CRC tubular legs of 2.5cms dia.
- Stainless steel polished top
- Mounted on protective PVC Stumps
- Pre-treated and epoxy powder coated
- Overall Approx Size: 40L x 40W x 80H cm

Bed Side Locker Unique APS-BSL-02

- Machine pressed sheet box with door of heavy gauge
- Assembled to CRC tubular legs of 2.5cms dia.
- Stainless steel polished top
- Mounted on protective PVC Stumps
- Pre-treated and epoxy powder coated
- Overall Approx Size: 40L x 40W x 80H cm
- Mounted on 50mm Dia Castors

Bed Side Locker Superior APS-BSL-03

- Machine pressed sheet box with door of heavy gauge
- Provided with Drawer Arrangement
- Assembled to CRC tubular legs of 2.5cms dia.
- Stainless steel polished top
- Mounted on protective PVC Stumps
- Pre-treated and epoxy powder coated
- Overall Approx Size: 40L x 40W x 80H cm

Bed Side Locker Deluxe APS-BSL-04

- Mock cabinet and drawer made from mild steel CRCA sheet
- Stainless steel top with raised edge on three sides
- Cabinet door with magnetic catcher Mounted on four castors 50 mm dia, two with brake
- Pre treated and powder coated finish
- Overall approx. dimension 40L x 40W X 80H



Infusion Stand APS-IS-01

- Stainless Steel tubular pipe
- Double hook S.S. adjustable IV rod with a Bakelite knob
- Five-legged heavy Stainless Steel base mounted on 5 cms castors
- Also available in epoxy coated mild steel framework

Foot Step Double-Single APS-FS-01/APS-FS-02

- Sverall approx. height: 255 mm / 490 mm
- Overall approx. dimension: 455 mm L x 595 mm W
- Mild steel tubular framework
- Mild steel top fitted with aluminum tread flats
- Legs fitted with rubber shoes
- Pretreated and powder coated finish
- Single Foot Step Overall approx. height: 280 mm
- Overall approx. dimension: 455 mm L x 325 mm W



Multi-Purpose Stool APS-WCS-06

- Overall approx. dimension: 335 mm L x 335 mm W X 445 mm H
- Stainless steel top approx. dimension: 280 mm L x 280 mm W
- Mild steel framework with legs fitted with PVC bush

Revolving Stool APS-WCS-7

- M.S. tubular four legs fitted with PVC stumps
- Foot ring supports
- S.S. top through screw
- Pre-treated and epoxy powder coated





Food Table Fixed Height APS-FT-01

- Frame work of round CRCA tubes
- Mounted on 50mm swiveling noiseless casters
- Fixed with Stainless Steel Top
- Pre-treated and epoxy powder coated
- Overall approx. dimension: 1065 mm L x 460 mm W x 1030 mm H

Food Table Fixed Height APS-FT-02

- Frame work of round CRCA tubes
- Mounted on 50mm swiveling noiseless casters
- Fixed with Laminated Ply Top
- Pre-treated and epoxy powder coated
- Overall approx. dimension: 1065 mm L x 460 mm W x 1030 mm H



Food Table Adjustable APS-FT-03

- Frame work of rectangular CRC / mild steel tubes
- Mounted on 50mm noiseless swiveling casters
- Fixed with wooden laminated top
- Height adjustable by Bakelite knob
- Pre-treated and epoxy powder coated

Food Table Adjustable APS-FT-04

- Frame work of rectangular CRC
- Mounted on 50mm swiveling noiseless casters
- Fixed with wooden laminated top
- Height adjustable by gear mechanism
- Pre-treated and epoxy powder coated



Food Table Adjustable APS-FT-05

- Frame work of rectangular CRC / mild steel tubes
- Mounted on 50mm swiveling noiseless casters
- Fixed with wooden laminated top
- Height adjustable by Gas Spring
- Pre-treated and epoxy powder coated



Baby Cradle APS-WCS-01

- Overall approx. dimension: 850 mm L x 570 mm W X 835 mm H
- Crib made from mild steel tubes, rods and perforated sheet
- Crib swings on two vertical tubes
- Mild steel tubular trolley fitted with PVC Stumps
- Pretreated and powder coated finish

Baby Bassinet APS-WCS-02

- CRCA/Stainless steel structure
- Pushing handle
- Removable and anatomic laminated
- Plastic Basket
- Mounted on of 80mm dia Castors
- Dimensions: 80x48x85Hcm



Solid Linen Trolley APS-WCS-03

- Overall approx. dimension: Size: 800 × 530 × 900 mm
- CRCA/Stainless steel tubular framework
- Four heavy duty castors 100 mm dia, without brake
- Supplied with one bag of synthetic material

Solid Linen Trolley APS-WCS-04

- CRCA/SS framework mounted on 10cm castors.
- Provided with superior quality plastic bucket.
- Push handle for ease of handling.



Waste Segregation Trolley APS-WCS-05

- CRCA/SS framework mounted on 10cm castors. \
- Provided with Multi Colour Biomedical Bins
- Foot Operated touch less opening of lid



Medicine trolley APS-MT-01

Framework is made up of CRCA tubes.

- Two SS shelves with three sides railing on top self and 4 side railing in lower self.
- Two drawers under each self.
- All metal components are pretreated and epoxy powder coated.
- Dimensions 760LX460W X 810H



Bed Side Screen 3 Fold/4 Fold APS-BSC-01

- Size : H 168 xW244 cms.
- Frame work made of ERW tubular pipe.
- Supplied with spring wire and curtains.
- Pre-treated and epoxy powder coated.
- Knockdown construction.



Attendant Bed APS-AB-01

Framework is made up of CRCA tubes.

- Overall approx. dimension (with mattress) : 1830 mm L x 610 mm W x 545 mm H
- Framework made from mild steel tubes
- Plain uniformly perforated mild steel CRCA sheet top & "H" type tubular legs fitted with rubber bush
- Supplied with approx. 75 mm thick mattress
- Pretreated and powder coated finish



Operation Table Hydraulic APS-HDT-103

- Hydraulic and Mechanical Operated.
- Centric base made from high quality stainless steel.
- Leg & Head section are interchangeable.
- Centric pillars, Stainless fitting.
- Detachable head, leg and pelvic section.
- Inbuilt kidney bridge.
- Base and cover made of attractive, easy to clean stainless steel.
- Sophisticated mechanics provide smooth, step less articulation of the table top for precise patient positioning.



Top dimension	L 1900mm x W 520mm
Height adjus [®] ent	762 mm –1000 mm
Trendelenburg / Reverse	30° / 25°
Lateral tilt	20° / 20°
Patient Weight Capacity	250 kgs

Operation Table Minor-Fixed Height APS-O[®]-101

- Stainless steel sectional top and stainless steel tubular base with MS Linkages
- Folding and removable foot section
- Trendelenburg and reverse Trendelenburg adjus[®]ents on screw mechanism
- Complete with SS Lithotomy Rods with Stir-ups (pair), Padded Arm Boards (pair), Telescopic I V Pole, SS Drainage Tray, Sectional Mattress and Single Step Stool (MS)



Dimension	1830 mm L x 710 mm W x 810 mm H
-----------	---------------------------------



Monitor Trolley APS-MT-1

- Overall approx. dimension: Five shelves approx. dimension: 610 mm L x 510 mm D • Electrical panel board having eight sockets and switches
- Oxygen Cylinder Holder - MS powder coated
- Four heavy duty castors 125 mm dia, two with brake
- Pretreated and powder coated finish
- Drawer approx. dimension: 600 mm L x 450 mm D
- Construction made from mild steel tubes and sheets

Overall Size	930 mm L x 650 mm D x 1500 mm H
--------------	---------------------------------

Mayo's Instrument Trolley APS-MIT-01

- Overall approx. dimension: 550 mm L x 500 mm W
- SS Tray approx. dimension: 550 mm L x 415 mm W
- Stainless steel tubular framework
- Four castors 50 mm dia, without brake

Tray Height Adjus [®] ent	850 mm to 1300 mm (approx.)
------------------------------------	-----------------------------



Mayo's Instrument Trolley Height Adjustable By Gear APS-MIT-02

- Overall approx. dimension: 1315 mm L x 620 mm W
- Tray height adjus[®]ent with SS handle: 910 mm to 1215 mm (approx.)
- SS Tray approx. dimension: 1065 mm L x 610 mm W
- Framework made from MS and SS tubes
- Four heavy duty castors 125 mm dia, two with brake
- Pretreated and powder coated finish



Tray Height Adjus [®] ent	910 mm to 1215 mm (approx.)
------------------------------------	-----------------------------



Overall Size	970 mm L x 500 mm W x 1630 mm H
--------------	---------------------------------

Crash Cart APS-CC-01

- Overall approx. dimension: 970 mm L x 500 mm W x 1630 mm H
- Stainless steel tubular framework and SS shelves/MS Frame work and SS Shelves
- Six removable plastic bins and two polystyrene lockable storage units with two drawers having containers of different sizes
- Four heavy duty castors 125 mm dia, two with brake
- Complete with four corner buffers, SS IV Rod, Cardiac massage board and Oxygen cylinder holder (MS)

Instrument Trolley APS-IT-01

- Overall approx. dimension: 965 mm L x 460 mm W x 850 mm H
- Overall approx. dimension: 750 mm L x 460mm W x 850 mm H
- Overall approx. dimension: 475 mm L x 610 mm W x 850 mm H
- Stainless steel tubular frame work
- Two SS shelves with three side railings on top shelf
- Four heavy duty castors 100 mm dia, two with brake



Overall Size	965 mm L x 460 mm W x 850 mm H
--------------	--------------------------------



Overall Size	1100 mm L x 500 mm W x 850 mm H
--------------	---------------------------------

Dressing Trolley APS-DT-01

- Overall approx. dimension: 1100 mm L x 460 mm W x 850 mm H
- Stainless steel tubular frame work
- Two SS shelves with three side railings on top shelf
- Four heavy duty castors 100 mm dia, two with brake



Overall Size	1950 mm L x 675 mm W x 790 mm H
--------------	---------------------------------

Telescopic Labour Table APS-TLT-01

- Fully extended without mattress Strong stainless steel tubular framework/CRCA Frame Work
- Three section stainless steel table top
- Backrest raised on ratchet
- Middle section with perennial "U" cut
- Leg section can be telescoped under the main frame
- Trendelenburg and reverse Trendelenburg adjus[®]ents on screw with SS handle
- Removable SS head and side railings
- Complete with SS Bowl, SS Telescopic IV Rod, SS Hand grips, Padded Lithotomy Crutches (pair) and Single Step Stool (MS) Foam mattress covered with rexine

Obstetric Labour Table APS-OLT-01

- Stainless steel top in three sections.
- Backrest section adjustable on ratchet system.
- A pair of Lithotomy Rods with straps with height adjustable.
- Complete with self locking traction handle at side & I.V. Rod
- U- cut at foot end.
- Trendelenburg positions adjustable on screw mechanism by handle.



Overall Size	1950 mm L x 675 mm W x 790 mm H
--------------	---------------------------------



Overall Size	1950 mm L x 675 mm W x 790 mm H
--------------	---------------------------------

Labour Table Standard APS-LTS-01

- Overall approx. size : Overall Size 1950 mm L x 675 mm W x 790 mm H
- SS lithotomy bar made of 12mm dia.
- Waste collection bowl provided
- U- cut at foot end.
- Fully powder coated/Fully stainless steel
- Top SS & base powder coated



Mattress for Plain Bed

- 100mm thick, 32 Density/ 40 density foam mattress covered with rexine closed with zip at one end.
- Single Section Mattress for plain beds.

Mattress for Semi Fowler Bed

- 100mm thick, 32 Density/ 40 density foam mattress covered with rexine closed with zip at one end.
- Two Section Mattress for Semi Fowler beds.



Mattress for Full Fowler Bed/I.C.U Bed

- 100mm thick, 32 Density/ 40 density foam mattress covered with rexine closed with zip at one end.
- Four Section Mattress for Full Fowler/I.C.U beds.



Mattress for Examination Table/Labour Table (Two Section/Single Section)

- 75mm thick, 32 Density/ 40 density foam mattress covered with rexine closed with zip at one end.
- Two Section/ Single Section Mattress for Examination Tables/Labour Tables.



APS-OL-56 (TWIN)

Technical Data

Measured at 1 meter distance from the light emitting surface

Light Intensity (Luminous)	180000+180000 LUX
No of LED	56+56
Power Consumption	112 Watt
Colour Rendering Index (CRI)	93 to 95 RA
Colour Temperature	4200 to 5000K
Light Field Diameter	150mm or more
Focus Depth	150 to 250mm
Dome Diameter	475mm
Input voltage	220-230 volt
LED Average Life	50000 Hrs



APS-OL-56 + APS-OL-48

Technical Data

Measured at 1 meter distance from the light emitting surface

Light Intensity (Luminous)	180000+150000 LUX
No of LED	56+48
Power Consumption	104 Watt
Colour Rendering Index (CRI)	93 to 95 RA
Colour Temperature	4200 to 5000K
Light Field Diameter	150mm or more
Focus Depth	150 to 250mm
Dome Diameter	475mm
Input voltage	220-230 volt
LED Average Life	50000 Hrs



APS-OL-32

Technical Data

Measured at 1 meter distance from the light emitting surf:

Light Intensity (Luminous)	130000 LUX
No of LED	32
Power Consumption	32 Watt
Colour Rendering Index (CRI)	93 to 95 RA
Colour Temperature	4200 to 5000K
Light Field Diameter	150mm or more
Focus Depth	150 to 250mm
Dome Diameter	475mm
Input voltage	220-230 volt
LED Average Life	50000 Hrs



APS-OL-50 + APS-OL-40

Technical Data

Measured at 1 meter distance from the light emitting surface

Light Intensity (Luminous)	160000+140000 LUX
No of LED	50+40
Power Consumption	90 Watt
Color Rendering Index (CRI)	93 to 95 RA
Color Temperature	4200 to 5000K
Light Field Diameter	150mm or more
Focus Depth	150 to 250mm
Dome Diameter	475mm
Input voltage	220-230 volt
LED Average Life	50000 Hrs



APS-OL-56

Technical Data

Measured at 1 meter distance from the light emitting surface

Light Intensity (Luminous)	180000 LUX
No of LED	56
Power Consumption	56 Watt
Colour Rendering Index (CRI)	93 to 95 RA
Colour Temperature	4200 to 5000K
Light Field Diameter	150mm or more
Focus Depth	150 to 250mm
Dome Diameter	475mm
Input voltage	220-230 volt
LED Average Life	50000 Hrs

APS-OL-48

Technical Data

Measured at 1 meter distance from the light emitting surface

Light Intensity (Luminous)	150000 LUX
No of LED	48
Power Consumption	48 Watt
Colour Rendering Index (CRI)	93 to 95 RA
Colour Temperature	4200 to 5000K
Light Field Diameter	150mm or more
Focus Depth	150 to 250mm
Dome Diameter	475mm
Input voltage	220-230 volt
LED Average Life	50000 Hrs



APS-OL-N5 + APS-OL-N4

Technical Data

Intensity	1,40,000 + 1,30,000 Lux
Size of Light Field	12-30 cm
Colour Temperature	4000-5000 K
Colour Rendering Index	93 RA
LED Life	>50000 Hrs.
Number of LED	105 + 84
Diameter of Light	600mm x 2
Brightness Control	Capacitive Touch Panel
Power Supply	220V/50Hz AC
Colour of LED	White & Yellow (Double Colour)
Focusing	Adjustable



APS-OL-H4 + APS-OL-H4

Technical Data

Intensity	1,40,000 + 1,30,000 Lux
Size of Light Field	12-30 cm
Colour Temperature	4000-5000 K
Colour Rendering Index	93 RA
LED Life	>50000 Hrs.
Number of LED	105 + 84
Diameter of Light	600mm x 2
Brightness Control	Capacitive Touch Panel
Power Supply	220V/50Hz AC
Colour of LED	White & Yellow (Double Colour)
Focusing	Adjustable



EXAMINATION LIGHT

Technical Data	
Intensity	55,000 Lux
Size of Light Field	125mm
Colour Temperature	4500-5000 K
Colour Rendering Index	93 RA
LED Life	>50000 Hrs.
Number of LED	21
Brightness Control	Touch
Diameter of Light	150mm
Power Supply	220V/50Hz AC



We APS bring forth a wide assort[®]ment of operation tables that assists in completion of a very important medical and surgical task. The tables are ergonomically designed keeping in mind the demanding surgical requirements and the are able to bring out the versatility in the operation theater. These tables are light in weight and provide ease in operation. Our highly durable range includes Electrometric Operation Table with Longitudinal Top, Orthopedic Table, Electrometric Operation Table, C-ARM Germanic Hydraulic Operation Table, Super Deluxe Hydraulic Operation Table and C-ARM Hydraulic Operation Table.

BARIATIC TABLE : APS-BT-101

			Remarks
Elevation Range	Highest Lowest	875 mm 625 mm	From the Floor Surface to the upper surface of the table top
Lengthwise Tilt Angle	Head Down Head up	15° 40°	From the level position
Lateral Tilt	Right Down Left Down	18° 18°	From the level position
Leg Plate	Down	100°	From the level position

- Anesthetic Screen
- Made by ss304 to Avoid rust.
- Shoulder Supports with pads.
- Arm Boards with pads. Lateral Support with pad.
- Water proof rubber mattress.
- Body Strap
- Foot Plates
- Three section top
- Up & down, Trend. Burg & Rev. Trend.
- Lateral Tilt Both Side.
- Cable Remote for All Positions.
- Electric Floor Locking Facility.
- Weight Bearing Capacity is 350 kg.
- Direct Placement Leg Holder Gas Spring Assisted



Complete Range of our OT Tables	MODELS
Bariatric Table	APS-BT-101
Electric Hydraulic C-arm OT Table	APS-EHCT-105
Electric C-arm OT Table	APS-ECT-106
C-arm Ot Table Compatible	APS-CT-104
Hydraulic Surgical	APS-HDT-103
Delivery Table	APS-DT-102
Electric Mechanical C-arm OT Table	APS-EMCT-107
Ophthalmic Table Hydraulic	APS-HOT-108
Ophthalmic Table Electric	APS-EOT-109
Low Height OT Table	APS-HLOT-110
Neurology Attachment	
Orthopedic Attachment (standard Acc)	

DELIVERY TABLE : APS-DT-102

Hydraulic Gynecological OT Table : In terms of quality, reliability and functionality operation table is being acknowledged as the ideal solution for Gynecology and obstetrics. Due to its modular design, can be flexibly adapted to your needs and configured to suit your exact surgical requirements, APS-DT-102 is hydraulic operation table for gynecology and obstetrics. With full affinity profile. Pink color is available for the mattress. It overcomes the slow speed of similar products



Top dimension	L 1630 x W 550 mm
Height adjus [®] ent	680 mm – 1090 mm
Seat plate (Down/up)	8° / 15°
Back plate (Up/ Down)	70° / 10°
Warranty	1 Year
Battery Backup	2-3 Hours (Optional)
Mains Voltage	AC 220V ± 10% 50Hz
Patient Weight Capacity	200 Kgs

C-ARM COMPATIBLE OPERATION TABLE: APS-CT-104

C-ARM COMPATIBLE OPERATION TABLE : This is hydraulic surgical table designed especially for Orthopedic, Neurology, Urology and ERCP Procedure. The APS-CT-104 Table features can be opting by its mechanism i.e. Lateral tilt, Trendelenburg/ Reverse Trendelenburg, Chair Position, Flex – reflex and Adjustable height functions. The APS-CT-104 Table is constructed of stainless steel and other high quality materials. The table is equipped with a large translucent top, for C-arm use.

Features:

Specialized for orthopedic, neurology, ERCP, laparoscopy and urology. The APS-CT-104 provides excellent C-Arm and surgical access. Slimline column offset relative to tabletop and base. Furnished with hard, robust stainless-steel shell which provides the sense of dirt free & sanitized operations. Smooth height adjus[®]ent of the table can be achieved by using the foot pedal. Trendelenburg, lateral tilt, flex-reflex, chair operated manually. Interchangeable general sections (head/leg).

Top dimension	L 1905 x W 533 mm
Height adjus [®] ent	750 mm – 1000 mm
Trendelenburg / Reverse	30° / 25°
Lateral tilt	20° / 20°
Kidney elevator	150 mm
Back Rest (up / down)	80° / 25°
Leg Rest (up / down)	15° / 90°
Head Rest (up / down)	20° / 60°






APS-SSLP-02
Single Surface LED Phototherapy
with Dual Time Totaliser




APS-SSLP-01
Single Surface LED Phototherapy
with single Time Totaliser with Fiber Dome



APS-SSLP-00
Single Surface LED Phototherapy
Plain



APS-DSLP-02
Double Surface LED Phototherapy
with Dual Time Totaliser



APS-DSLP-01
Double Surface LED Phototherapy
with single Time Totaliser with Fiber Dome



APS-DSLP-00
Double Surface LED Phototherapy
Plain



APS-RHW-SMJ-01
Micro Processor Based Radiant Heat
Warmer Skin/Manual in Jumbo Style



APS-RHW-AS-01
Micro Processor Based Radiant Heat Warmer
Dual Sensor Air/Skin with Upgrade Timer



APS-RHW-SM-01
Micro Processor Based Radiant Heat
Warmer Skin/Manual



APS-RHW-01
Simple Radiant Heat Warmer
Single Sensor



APS-RHW-02
Simple Radiant Heat Warmer
Dual Sensor



APS-RHW-ASJ-02
Micro Processor Based Radiant Heat
Warmer Sensor Air/Skin Upgrade
Timer in Jumbo Style

SURGICAL SCRUB STATION / WASH BASIN

Product Description

We are engaged in providing a wide range of **Surgical Scrub Sink** to our clients. Our modular operating theaters are equipped with stainless steel surgical sinks. We design and manufacture according to the layout plan of operating theaters. Our manufactured Surgical Scrub Sinks are easy to maintain and durable.



Product Specification

Material	Stainless Steel
Colour	SS
Grade	Automatic/Manual/Auto-Manual
Hight	1.2m

Model	APS-SSS-1	APS-SSS-1	APS-SSS-2	APS-SSS-2	APS-SSS-2	APS-SSS-2
TAP	1	1	2	2	3	3
Length in FT.	2	3	4	5	5	6

- OPTIONAL :-**
FOOT OPERATED
HAND OPERATED
KNEE OPERATED
SENSOR OPERATED WITH TIMER
SOAP DISPENSOR WITH SENSOR / WIHTOUT SENSOR



SAILENT SPECIFICATIONS:-

- Manufactured as per GMP norms.
- Sterility assurance through automatic temperature control ($\pm 3^{\circ}\text{C}$).
- Accurate control of temperature, moisture vacuum valves and all critical parameters.
- PLC based automation with 6 pre-programmed cycles & additional user defined cycles.
- Automatic aeration cycle at the end of process for ETO exhaust.
- Operates on universally available 100% ETO cartridge.
- Live display of phase status, current values, set values, temperature, pressure & humidity.
- Current & previous reports can be printed through external printer/ internal printer.


Safety Features:

- ETO cartridge punctured only in negative pressure & humidity conditions.
- Chamber fabricated with heavy duty SS 304/ SS 316.
- Glass wool insulation.
- Password protection to avoid unauthorized access

Model	AP-ETO-56	AP-ETO-85	AP-ETO-110	AP-ETO-190	AP-ETO-256	AP-ETO-450
Volume Ltrs.	56	85	110	190	256	450
Internal Dimension (Inch)	12X12X24	12X12X36	12X12X48	18X18X36	18X18X48	24X24X48



APS Lab Instruments Pvt. Ltd.



WE SUPPORT MAKE IN INDIA

APS Lab Instruments Pvt. Ltd.

Regd. office : 199/200, Block- F2, 199/200, Third Floor , Sector-16, Rohini, New Delhi- 110089

Works : I-142, SECTOR-3, DSIIDC, BAWANA INDUSTRIAL AREA, DELHI-110039

E-mail : E mail : aps.inst2010@gmail.com

apsinstruments@gmail.com; sales.apslab@gmail.com

www.labequipments.net; www.steamsterilizer.net

www.cssdequipments.com; www.apslabinstrumentspvtltd.weebly.com

U.P.: M.I.G. 76, RAPTI NAGAR PHASE-1, MEDICAL ROAD, GORAKHPUR- 273003

We are also available :

Uttar Pradesh, Chattisgarh , Gujarat, Maharastra, Madhya Pradesh, Karnataka, Andhra Pradesh, Kashmir, Arunachal Pradesh, Assam, Bihar, Himachal Pradesh, Jharkhand, Madhya Pradesh, Meghalaya, Mizoram, Odisha, Rajasthan, Sikkim, Tamilnadu, Uttarakhand, West Bengal, Nepal



APS Lab Instruments Pvt. Ltd.

Complete Lab & Hospital Solutions












LAB & HOSPITAL EQUIPMENTS

Specially designed for all your specialized needs
















PRICE - LIST












Item Name	Model	Price ₹	
BIO-SAFETY CABINET CLASS-2 A2 	APS-BSC-2 (A2)	Inner SS	Outer MS
	APS-BSC-3 (A2)	1,60,000	2,32,000
	APS-BSC-4 (A2)	1,90,000	2,75,500
	APS-BSC-5 (A2)	2,20,000	3,20,000
	APS-BSC-6 (A2)	2,70,000	3,91,500
	APS-BSC-6 (A2)	3,10,000	4,49,500
BIO-SAFETY CABINET CLASS-2 B2 	APS-BSC-2 (B2)	Inner SS	Outer MS
	APS-BSC-3 (B2)	2,50,000	3,62,500
	APS-BSC-4 (B2)	2,80,000	4,06,000
	APS-BSC-5 (B2)	3,20,000	4,64,000
	APS-BSC-6 (B2)	3,60,000	5,22,000
	APS-BSC-6 (B2)	4,40,000	6,38,000
STANDARD BLOOD BANK REFRIGERATOR 	APS-BBR-24	Inner SS	Outer MS
	APS-BBR-60	1,90,000	2,47,000
	APS-BBR-120	2,20,000	2,86,000
	APS-BBR-180	2,50,000	3,25,000
	APS-BBR-240	2,90,000	3,77,000
	APS-BBR-300	3,30,000	4,29,000
BOD INCUBATOR 	APS-BOD-3	Inner SS	Outer MS
	APS-BOD-4	1,05,000	1,52,250
	APS-BOD-6	1,16,000	1,68,200
	APS-BOD-10	1,30,000	1,88,500
	APS-BOD-12	1,57,000	2,27,650
	APS-BOD-15	1,75,000	2,73,325
	APS-BOD-16	2,05,000	2,97,250
	APS-BOD-16	2,47,000	3,36,500
CO2 INCUBATOR 	APS-CDI-120	Inner SS	Outer MS
	APS-CDI-150	5,10,000	6,01,800
	APS-CDI-150	5,70,000	6,72,600
DEEP FREEZER -20C 	APS-DF-50	Inner SS	Outer MS
	APS-DF-100	1,65,000	2,39,250
	APS-DF-150	1,70,000	2,46,500
	APS-DF-200	1,96,000	2,84,200
	APS-DF-250	2,20,000	3,19,000
	APS-DF-300	2,40,000	3,48,000
	APS-DF-400	2,60,000	3,77,000
	APS-F-500	3,10,000	4,49,500
	APS-F-500	3,70,000	5,36,500











Item Name	Model	Price ₹	
DEEP FREEZER -40C 		Inner SS	Outer MS
	APS-DF-50	2,80,000	4,06,000
	APS-DF-100	2,87,300	4,16,150
	APS-DF-150	3,31,240	4,80,000
	APS-DF-200	3,71,800	5,37,000
	APS-DF-250	4,05,600	5,87,500
	APS-DF-300	4,39,400	6,36,500
	APS-DF-400	5,23,900	7,58,500
	APS-DF-500	6,25,300	8,50,000
DEEP FREEZER -86 / ULTRA LOW DEEP FREEZER 		Inner SS	Outer MS
	APS-4 (ULT)	4,00,000	5,20,000
	APS-6 (ULT)	4,90,000	6,37,000
	APS-10 (ULT)	5,90,000	7,67,000
	APS-12 (ULT)	6,50,000	8,45,000
	APS-15 (ULT)	7,50,000	9,75,000
	APS-18 (ULT)	9,00,000	11,70,000
FUME HOOD 		Inner SS	Outer MS
	APS-FH-010	1,84,000	2,57,600
	APS-FH-011	2,10,000	2,94,000
	APS-FH-012	2,50,000	3,50,000
	APS-FH-013	3,04,000	4,25,000
	APS-FH-014	3,64,000	5,09,600
HOT AIR OVEN 		Inner SS	Outer MS
	APS-HAO-28	5,60,00	7,28,00
	APS-HAO-45	6,20,00	8,06,00
	APS-HAO-95	6,80,00	8,84,00
	APS-HAO-125	7,60,00	9,88,00
	APS-HAO-224	8,50,00	1,10,500
	APS-HAO-350	1,24,000	2,10,600
INCUBATOR 		Inner SS	Outer MS
	APS-INC-28	5,90,00	7,69,50
	APS-INC-45	6,60,00	8,37,00
	APS-INC-95	7,40,00	9,99,00
	APS-INC-125	8,90,00	1,15,700
	APS-INC-224	1,05,000	1,36,500
ORBITAL SHAKER 		Inner SS	Outer MS
	APS-OSC-250	2,16,000	2,80,800
	APS-OSC-250 LCD	2,50,000	3,14,800
REFRIGERATOR/ VACCINE STORAGE 		Inner SS	Outer MS
	APS-LR-50	1,55,000	2,01,500
	APS-LR-100	1,60,000	2,08,000
	APS-LR-200	1,96,000	2,54,800
	APS-LR-300	2,30,000	2,99,000
	APS-LR-400	2,70,000	3,51,000
	APS-LR-500	3,20,000	4,16,000












Item Name		Model	Price ₹		
LAMINAR AIR FLOW			TABLE SS OTHER MS	INN. SS OUT. MS	ALL SS
		APS-LAF-H-010	1,16,000	1,27,600	1,59,500
		APS-LAF-H-011	1,30,000	1,43,000	1,78,750
		APS-LAF-H-012	1,44,000	1,58,400	1,98,000
		APS-LAF-H-013	1,90,000	2,09,000	2,61,250
		APS-LAF-H-014	2,60,000	2,86,000	3,57,500
LYOPHILIZER / FREEZE DRYER			-40		-86
		APS-LY-103	5,00,000		7,00,000
		APS-LY-105	5,50,000		7,70,000
		APS-LY-108	7,50,000		9,10,000
MORTUARY REFRIGERATOR			Inner SS Outer MS		All SS
		APS-MC-1	3,00,000		3,90,000
		APS-MC-2	3,50,000		4,55,000
		APS-MC-3	4,90,000		6,37,000
		APS-MC-4	5,90,000		7,67,000
		APS-MC-6	7,70,000		10,01,000
		APS-MC-12	15,30,000		19,89,000
PASS-BOX			STATIC		DYNAMIC
		APS-PB-125	1,05,000		1,47,000
		APS-PB-250	1,10,000		1,68,000
		APS-PB-350	1,36,000		1,90,400
		APS-PB-500	1,70,000		2,38,000
PLANT GROWTH			CHAMBER SS OUTER MS		GMP MODEL
		APS-PGC-11	2,29,600		3,09,960
		APS-PGC-17	2,66,000		3,59,100
		APS-PGC-28	3,25,000		4,22,500
		APS-PGC-34	4,01,300		5,21,690
SEED GERMINATOR			CHAMBER SS OUTER MS		GMP MODEL
		APS-SG-4	1,64,000		2,29,600
		APS-SG-6	1,90,000		2,66,000
		APS-SG-10	2,50,000		3,25,000
		APS-SG-12	3,17,000		4,01,300
DENTAL AUTOCLAVE		APS-TTA-16	84,800		
		APS-TTA-21	1,10,800		
STEAM STERILIZER HORIZONTAL CYLINDRICAL			Semi Automatic	Fully Automatic	Vacuum Pump
		APS-SSHC-80	2,60,000	with PLC Controller	70,000
		APS-SSHC-100	2,80,000	HMI, Printer, Usb Port	70,000
		APS-SSHC-125	3,20,000	@ 160000	70,000
		APS-SSHC-150	3,40,000		70,000
		APS-SSHC-200	4,00,000	Fully Automatic	70,000
		APS-SSHC-250	4,50,000	PID @ 40000	70,000
		APS-SSHC-350	5,30,000		90,000
		Double Door @ 20% Extra Carriage and Trolley @ 15% Extra			

Item Name	Model	Price ₹		
STEAM STERILIZER HORIZONTAL RECTANGULAR  Double Door @ 20% Extra Carriage and Trolley @ 15% Extra		Semi Automatic	Fully Automatic	Vacuum Pump
	APS-SSHR-200	6,00,000	with PLC Controller	70,000
	APS-SSHR-250	6,50,000	HMI, Printer, Usb Port	70,000
	APS-SSHR-350	7,50,000	@ 1,60,000	90,000
	APS-SSHR-450	7,90,000		90,000
	APS-SSHR-550	8,50,000	Fully Automatic	1,30,000
	APS-SSHR-650	9,30,000	PID @ 40,000	1,30,000
	APS-SSHR-800	11,50,000		1,90,000
STEAM STERILIZER VERTICAL 	APS-SSV-20	Semi Automatic 70,000	Fully Automatic 76,000	
	APS-SSV-40	84,000	90,000	
	APS-SSV-50	98,000	1,04,000	
	APS-SSV-85	1,12,000	1,20,000	
	APS-SSV-100	1,34,000	1,40,000	
	APS-SSV-150	1,64,000	1,70,000	
STEAM STERILIZER VERTICAL HIGH PRESSURE 	APS-SSV-HP-20	Semi Automatic 90,000	Fully Automatic 1,10,000	
	APS-SSV-HP-40	1,00,000	1,20,000	
	APS-SSV-HP-50	1,10,000	1,32,000	
	APS-SSV-HP-85	1,30,000	1,44,000	
	APS-SSV-HP-100	1,60,000	1,72,000	
	APS-SSV-HP-150	2,08,000	2,20,000	
WALK IN COLD ROOM 	APS-WICR-5K	6,50,000		
	APS-WICR-6K	6,70,000		
	APS-WICR-8K	7,10,000		
	APS-WICR-10K	8,20,000		
	APS-WICR-12K	8,70,000		
	APS-WICR-15K	9,90,000		
	APS-WICR-45K	1,30,0000		
ENVIRONMENTAL CHAMBER / COOLED STABILITY CHAMBER 	APS-EC-4	3,29,960		
	APS-EC-5	3,49,960		
	APS-EC-6	3,79,100		
	APS-EC-7	4,11,800		
	APS-EC-8	4,42,500		
	APS-EC-9	5,41,690		

Item Name	Model	Price ₹	
ELECTRIC ICU BED 5 FUNCTION	APS-ICU-01	1,16,000	
MECHANICAL ICU BED 5 FUNCTION WITH ABS HEAD AND FOOT BOARDS AND ABS SIDE RAILS	APS-ICU-02 (M) APS-ICU-02 (E)	54,000 1,04,000	
MECHANICAL ICU BED 5 FUNCTION WITH ABS HEAD FOOT BOWS AND COLLAPSIBLE SIDE RAILS	APS-ICU-03 (M) APS-ICU-03 (E)	52,000 1,00,000	
MECHANICAL ICU BED 5 FUNCTION WITH WOODEN PANELS SS BOWS AND DROP TYPE SS RAILS	APS-ICU-04 (M) APS-ICU-04 (E)	50,000 98,000	
MECHANICAL ICU BED 3 FUNCTION WITH ABS HEAD AND FOOT BOWS AND COLLAPSIBLE RAILS	APS-ICU-05 (M) APS-ICU-05 (E)	46,000 92,000	
SEMI FOWLER BED WITH ABS HEAD AND FOOT BOARDS AND COLLAPSIBLE RAILS MATTRESS	APS-SFB-01	27,000	
SEMI FOWLER BED WITH ABS HEAD AND FOOT BOARDS	APS-SFB-02	17,250	
SEMI FOWLER BED WITH SS BOWS AND LAMINATED PANELS	APS-SFB-03	17,000	
SEMI FOWLER BED STANDARD	APS-SFB-04	13,800	
FULL FOWLER BED WITH ABS PANELS AND ABS RAILING WHEEL MATTRESS	APS-FB-01	34,500	
FULL FOWLER BED WITH ABS PANELS AND COLLAPSIBLE RAILS	APS-FB-02	27,000	
FULL FOWLER BED WITH ABS PANELS	APS-FB-03	21,000	
FULL FOWLER BED WITH SS BOWS AND LAMINATED PANELS	APS-FB-04	21,000	
HOSPITAL PLAIN BED WITH ABS HEAD AND FOOT BOARDS	APS-GB-01	12,000	
HOSPITAL PLAIN BED WITH LAMINATED PANELS AND FOOT BOARDS	APS-GB-02	11,000	

Item Name	Model	Price ₹	
HOSPITAL PLAIN BED	APS-GB-03	10,400	
HOSPITAL PEDIATRIC BED	APS-PB-01	10,200	
HYDRAULIC EMERGENCY RECOVERY TROLLEY	APS-ERT-01	47,000	
MANUAL EMERGENCY RECOVERY TROLLEY	APS-ERT-02	39,000	
STRETCHER TROLLEY DELUXE	APS-PT-01	23,600	
STRETCHER TROLLEY	APS-PT-02	19,200	
EMERGENCY STRETCHER 4 FOLD	APS-ES-01	8,400	
EMERGENCY STRETCHER - 2 FOLD	APS-ES-02	11,600	
Item Name	Model	Price ₹	
EXAMINATION COUCH	APS-EC-01	26,800	
EXAMINATION COUCH DELUXE	APS-EC-02	34,000	
GYNAEC EXAMINATION	APS-EC-03	37,000	
EXAMINATION TABLE 2 SECTION	APS-ET-01	10,600	
EXAMINATION TABLE PLAIN	APS-ET-02	9,600	
GYNAEC EXAMINATION TABLE 2 SECTION	APS-ET-03	16,400	
BED SIDE LOCKER STANDARD	APS-BSL-01	5,900	
BED SIDE LOCKER UNIQUE	APS-BSL-02	8,800	
BED SIDE LOCKER SUPERIOR	APS-BSL-03	10,800	
BED SIDE LOCKER DELUXE	APS-BSL-04	9,600	
INFUSION STAND	APS-IS-01	2,700	
FOOT STEP	APS-FS-01	2,200	
	APS-FS-02	2,700	
MULTIPURPOSE STOOL	APS-WCS-06	3,300	
REVOLVING STOOL	APS-WCS-07	3,300	

Item Name	Model	Price ₹	
FOOD TABLE FIXED HEIGHT	APS-FT-01	9,300	
FOOD TABLE FIXED HEIGHT	APS-FT-02	7,700	
FOOD TABLE ADJUSTABLE	APS-FT-03	8,100	
FOOD TABLE ADJUSTABLE	APS-FT-04	9,900	
FOOD TABLE ADJUSTABLE	APS-FT-05	9,000	
BABY CRADLE	APS-WCS-01	7,700	
BABY BASSINET	APS-WCS-02	8,500	
SOLID LINEN TROLLEY	APS-WCS-03	4,500	
SOLID LINEN TROLLEY	APS-WCS-04	6,500	
WASTE SEGERATION TROLLEY	APS-WCS-05	27,000	
MEDICINE TROLLEY	APS-MT-01	33,000	
BED SIDE SCREEN	APS-BSC-01	12,500	
	4 FOLD	13,500	
3 ATTENDANT BED	APS-AB-01	9,200	
OPERATION TABLE HYDRAULIC	APS-HDT-103	72,000	
OPERATION TABLE MINOR - FIXED HEIGHT	APS-OTM-101	27,600	
MONITOR TROLLEY	APS-MT-1	49,500	
MAYOS INSTRUMENTS TROLLEY	APS-MIT-01	7,300	
MAYOS INSTRUMENTS TROLLEY HEIGHT	APS-MIT-02	13,800	
CRASH CART MS	APS-CC-01	29,000	
CRASH CART SS	APS-CC-01	35,800	
SS INSTRUMENT TROLLEY	APS-IT-01	10,200	
	APS-IT-01	11,600	
	APS-IT-01	13,000	
DRESSING TROLLEY	APS-DT-01	11,000	
TELESCOPIC LABOUR TABLE	APS-TLT-01	38,500	
OBSTETRIC LABOUR TABLE	APS-OLT-01	25,800	
LABOUR TABLE STANDARD	APS-LTS-01	21,500	
MATTRESS FOR PLAIN BED		4,600	
MATTRESS FOR SEMI FOWLER BED		6,100	
MATTRESS FOR FULL FOWLER BED/ICU BED		7,200	
MATTRESS FOR EXAMINATION TABLE / LABOUR TABLE		4,800	

Item Name	Model	Price ₹	
OT LIGHT SINGLE DOME  	APS-OL-32	60,000	 
	APS-OL-40	66,000	
	APS-OL-48	72,000	
	APS-OL-56	78,000	
	APS-OL-N5	60,000	
	APS-OL-N4	56,000	
	APS-OL-H4	52,000	
EXAMINATION LIGHT 		38,000	
OT TABLES 	APS-BT-101 APS-DT-102 APS-HDT-103	3,40,000 1,50,000 72,000	BARIATIC OT TABLE SS 304 DELIVERY TABLE SS304 HYDRAULIC DELUXE SS202
TABLE 	APS-CT-104 APS-EHCT-105 APS-ECT-106 APS-EMCT-107 APS-HOT-108 APS-EOT-109 APS-HLOT-110	1,40,000 3,96,000 2,16,000 3,36,000 1,38,000 1,92,000 4,50,000	C-ARM COMPATIBLE OT TABLE SS-304 ELECTRIC HYDRAULIC C-ARM OT TABLE SS-304 ELECTRIC C-ARM OT TABLE SS-304 ELECTRIC MECHANICAL C-ARM OT TABLE SS-304 OPHTHALMIC TABLE HYDRAULIC SS-304 OPHTHALMIC TABLE ELECTRIC SS-304 HIGH LOW OT TABLE SS-304 Extra Cost { <ul style="list-style-type: none"> NEUROLOGY ATTACHMENT ORTHOPEDIC ATTACHMENT
WARMER -LED PHOTOTHERAPY 	APS-SSLP-02 APS-SSLP-01 APS-SSLP-00 APS-DSLP-02 APS-DSLP-01 APS-DSLP-00	41,250 38,750 33,750 56,250 53,750 48,750	
WARMER- BABY WARMER 	APS-RHW-SMJ-01 APS-RHW-AS-01 APS-RHW-SM-01 APS-RHW-01 APS-RHW-02 APS-RHW-ASJ-02	70,000 77,500 60,000 43,750 50,000 87,500	

Item Name	Model	Price ₹	
		Manual	Automatic
SURGICAL SCRUB STATION 	APS-SSS-1 2FT	68,000	82,000
	APS-SSS-1 3FT	76,000	90,000
	APS-SSS-2 4FT	98,000	1,26,000
	APS-SSS-2 5FT	1,18,000	1,46,000
	APS-SSS-3 5FT	1,42,000	1,84,000
	APS-SSS-3 6FT	1,56,000	1,98,000
ETO STERILIZER 	APS-ETO-56	4,90,000	
	APS-ETO-85	5,50,000	
	APS-ETO-110	6,20,000	
	APS-ETO-190	7,60,000	
	APS-ETO-256	8,50,000	
	APS-ETO-450	9,80,000	
INSTRUMENT STERILIZER	18 X 8 X 6	5,200	
	12 X 6 X 4	3,500	
	10 X 5 X 3	2,900	
DRESSING DRUM (INCH)	11 X 9	3,700	
	15 X 12	7,700	
SURGICAL TRAY WITH COVER (INCH) 	8 X 6 X 2	1,440	
	10 X 8 X 2	1,548	
	12 X 8 X 2	1,880	
	12 X 10 X 2	2,100	
	14 X 10 X 2	2,432	
	9 X 5 X 2	1,440	
SURGICAL TRAY WITHOUT COVER (INCH)	19 X 13 X. 25	1,950	
KIDNEY TRAY (mm) 	150 X 70 X 40	320	
	200 X 90 X 45	400	
	250 X 100 X 52	600	
	300 X 130 X 60	800	
	150 X 40 (CAP 825ml)	700	
CATHETER TRAY (INCH)	8 X 3 X 1	900	
WASH BASIN (INCH)	12	1350	
	14	1550	
	16	1650	
BABY TRAY (INCH)	19 X 15 X 3	3,100	
CIDEX TRAY WITH COVER	27 X 7 X 4	6480	

Item Name	Model	Price ₹
PORTABLE COOKER TYPE AUTOCLAVE	9 X 11	7100
	12 X 12	10200
	12 X 22	17500
	14 X 15	16500
	14 X 21	25000
	14 X 24	27460

NOTE


Terms & Conditions:

- Prices :- Ex-Factory.
- Delivery:- As per order.
- Payment:- Advance
- Warranty:- 1-2 Year.
- Installation:- Charges applicable.
- Packing:- Actual
- Transportation:- Actual
- Tax:- Actual.
- Company will not responsible for any damage in transportation.
- All transaction are subject to Delhi jurisdiction.
- There are no refund policy once invoiced is raised.
- Company holds the right to change above price.
- Please contact to us before finalization of order.
- Prices may be changed due to any customization.
- Due to abrupt increase in the prices of raw material, our products have been changed with immediate effect.
- Request you to kindly confirm prices with us before raising PO, or before quoting further. Any old price list / quotation shared with you in the past does not hold valid.

Kind Regards, **APS LAB INSTRUMENTS PVT LTD DELHI**



APS Lab Instruments Pvt. Ltd.



WE SUPPORT MAKE IN INDIA

APS Lab Instruments Pvt. Ltd.

Regd. office : 199/200, Block- F2, 199/200, Third Floor , Sector-16, Rohini, New Delhi- 110089

Works : I-142, SECTOR-3, DSIIDC, BAWANA INDUSTRIAL AREA, DELHI-110039

E-mail : E mail : aps.inst2010@gmail.com

apsinstruments@gmail.com; sales.apslab@gmail.com

www.labequipments.net; www.steamsterilizer.net

www.cssdequipments.com; www.apslabinstrumentspvtltd.weebly.com

U.P.: U.P.: ADITYAPURI, BASHARATPUR, GORAKHPUR - 273006

We are also available :

Uttar Pradesh, Chattisgarh , Gujarat, Maharastra, Madhya Pradesh, Karnataka, Andhra Pradesh, Kashmir, Arunachal Pradesh, Assam, Bihar, Himachal Pradesh, Jharkhand, Madhya Pradesh, Meghalaya, Mizoram, Odisha, Rajasthan, Sikkim, Tamilnadu, Uttarakhand, West Bengal, Nepal